

— 2008 —

# Tooling and Workholding

## Survey & Forecast

- Inserts • Milling Tools • Boring Heads • Toolholders
- Turning Tools • Drills • Taps • Saw Blades • Gear Cutters • Broaches • Grinding Wheels

Plants Planning to Purchase

## Overall Cutting Tools

# 2008

## Tooling Survey & Forecast

### Table of Contents

<b>Projected</b> Spending By Product Category .....	3
<b>Projected</b> Spending By Industry Segment and Plant Size .....	4
<b>Actual</b> Spending By Plant Size .....	5
<b>Actual</b> Average Spending By Plant Size .....	6
<b>Actual</b> Spending By 2-Digit SIC.....	7
<b>Actual</b> Average Spending By 2-Digit SIC.....	8
<b>Actual</b> Number of Plants Planning To Purchase By Industry Segment .....	9
<b>Actual</b> Dollar Volume of Plants Planning To Purchase By Industry Segment ..	10
<b>Actual</b> Number of Plants Planning To Purchase By State .....	11
<b>Actual</b> Dollar Volume of Plants Planning To Purchase By State.....	12
<b>Actual</b> NAICS & Geographical Summary.....	13

#### Definitions:

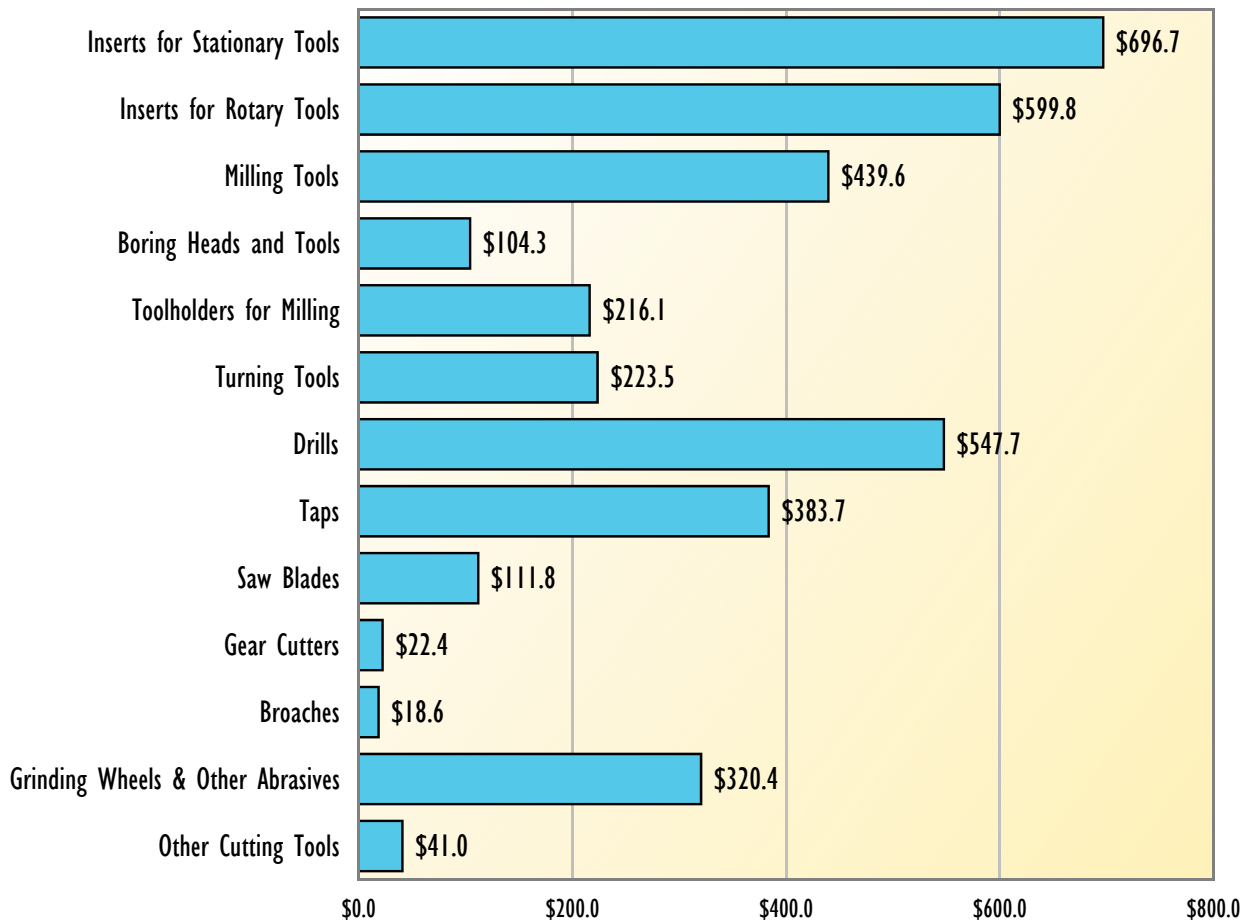
**Projected:** Based on survey returns these are our estimates of the total amount of dollars to be spent.

**Actual:** These are actual summations from the surveys that were returned (Not Projections).

# 2008

## Tooling Survey & Forecast

### Projected Metalcutting & Grinding Tool Expenditures By Type



Dollar figures are represented in millions of dollars

# 2008

## Tooling Survey & Forecast

Projected Spending for

Overall Cutting Tools

Industry Segment	Dollars
Automotive	\$979,656,780
Metalcutting Job Shops/Screw Machine Products	\$635,072,427
Oil & Gas, Mining, Off-Road Construction	\$385,789,920
Machinery Manufacturing	\$273,946,237
Pumps, Valves & Plumbing Products	\$227,524,775
Other Manufacturing	\$219,626,420
Aerospace	\$191,535,102
Forming & Fabricating (non-auto)	\$145,001,871
Electronics, Computers & Telecom	\$117,543,911
Power Generation	\$97,388,204
Industrial Motors, Hydraulic & Mechanical Comp.	\$94,519,462
Hardware	\$75,854,010
Custom Processors	\$47,278,359
HVAC	\$47,278,359
Wholesale Trade	\$43,291,925
Medical	\$39,976,107
Military	\$38,336,825
Primary Metals	\$22,018,527
Non-Manufacturing	\$18,814,477
Petrochemical Processors	\$11,623,994
<b>Total</b>	<b>\$3,725,639,017</b>

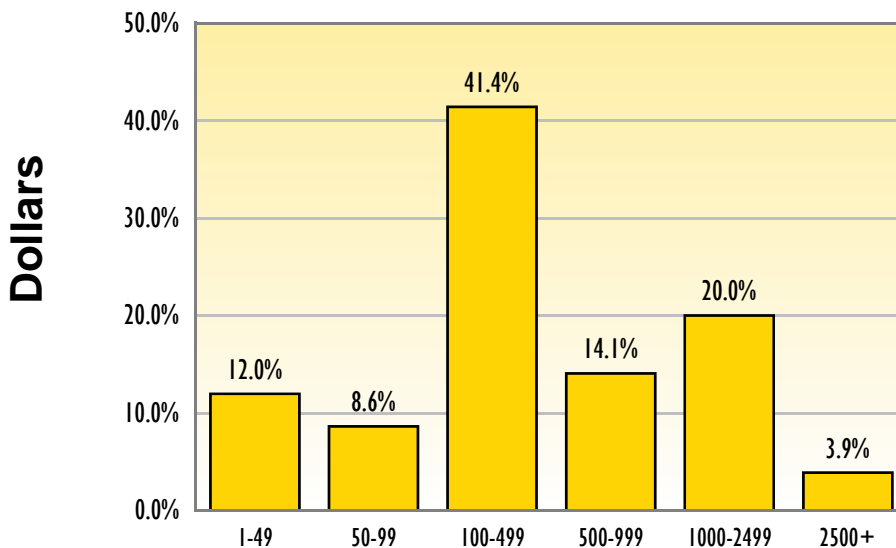
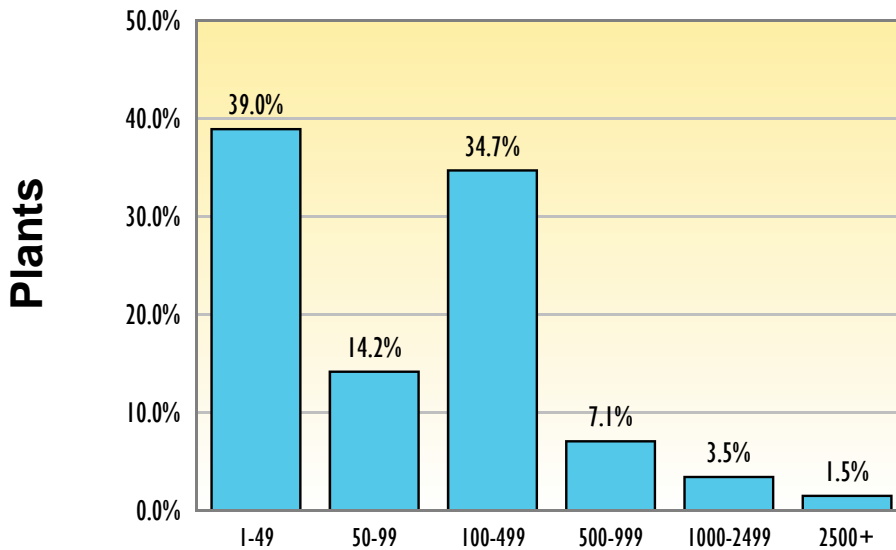
Plant Size	Dollars
1-49	\$1,515,129,265
50-99	\$423,146,815
100-499	\$1,222,941,876
500-999	\$325,387,903
1000-2499	\$163,308,415
2500+	\$75,724,743
<b>Total</b>	<b>\$3,725,639,017</b>

# 2008

## Tooling Survey & Forecast

Plants Planning to Purchase By Plant Size

### Overall Cutting Tools

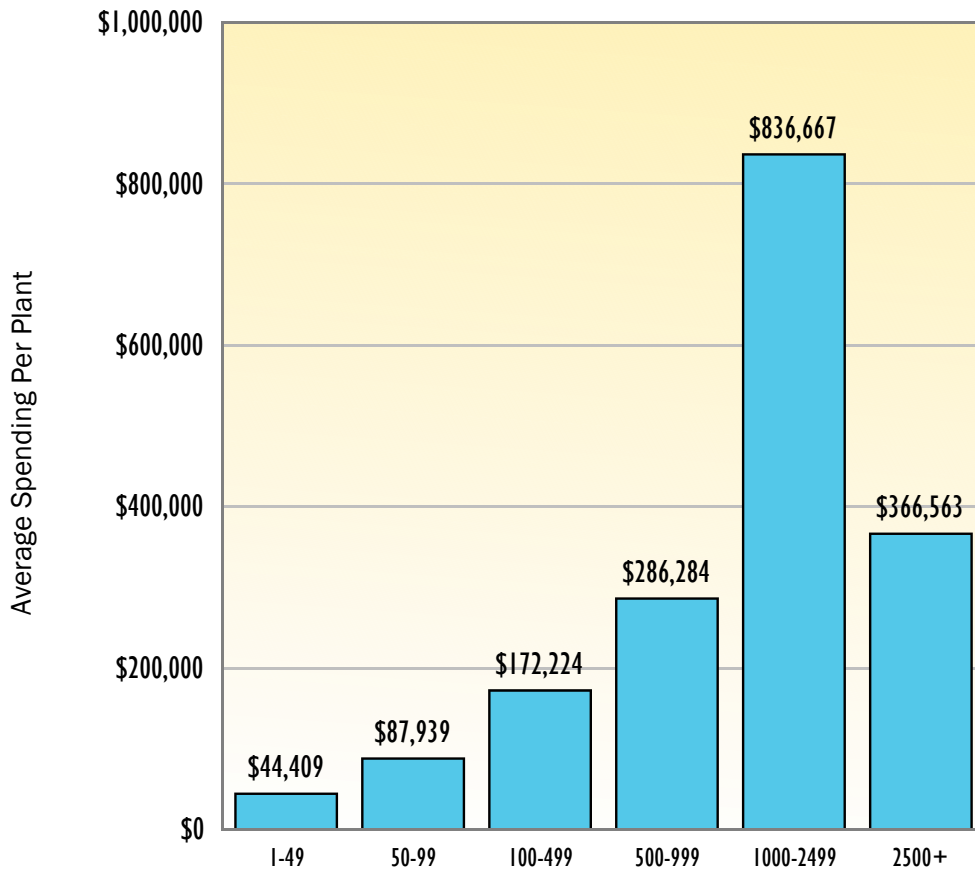


# 2008

## Tooling Survey & Forecast

Average Spending Per Plant By Plant Size

Overall Cutting Tools

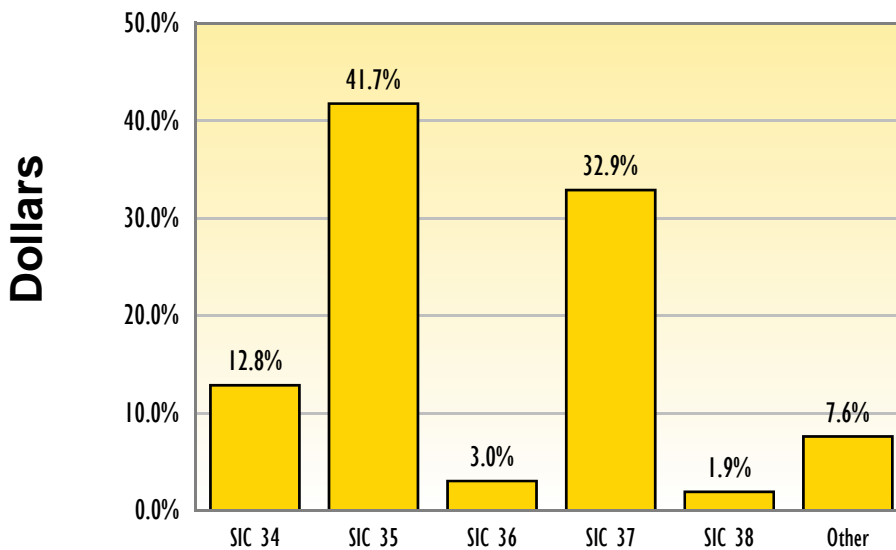
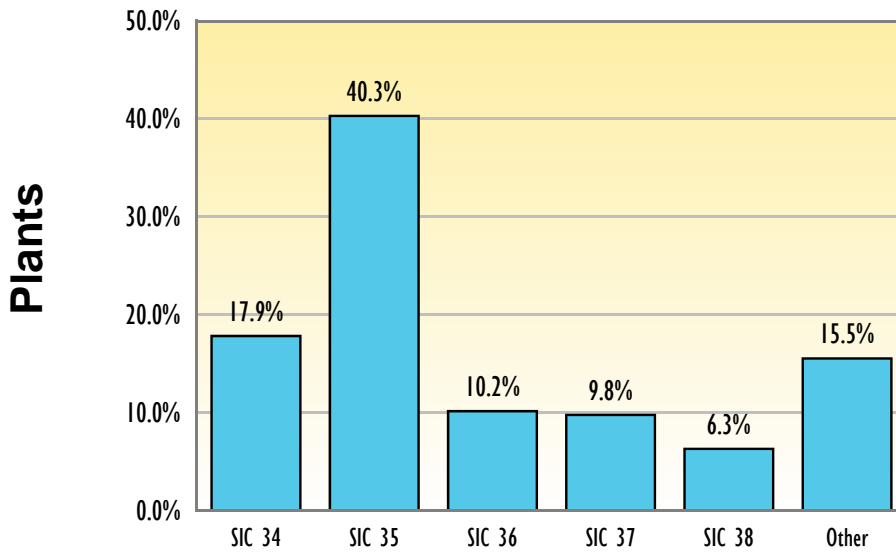


# 2008

## Tooling Survey & Forecast

Plants Planning to Purchase By 2-Digit SIC

### Overall Cutting Tools

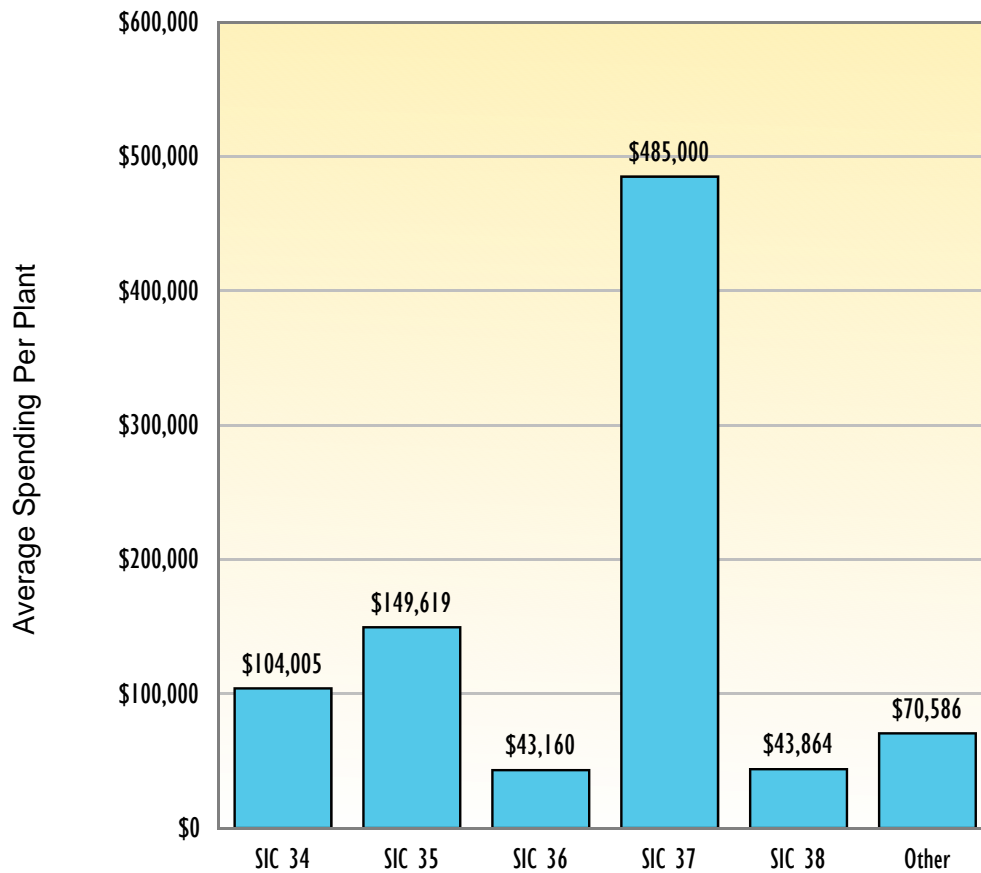


# 2008

## Tooling Survey & Forecast

Average Spending Per Plant By 2-Digit SIC

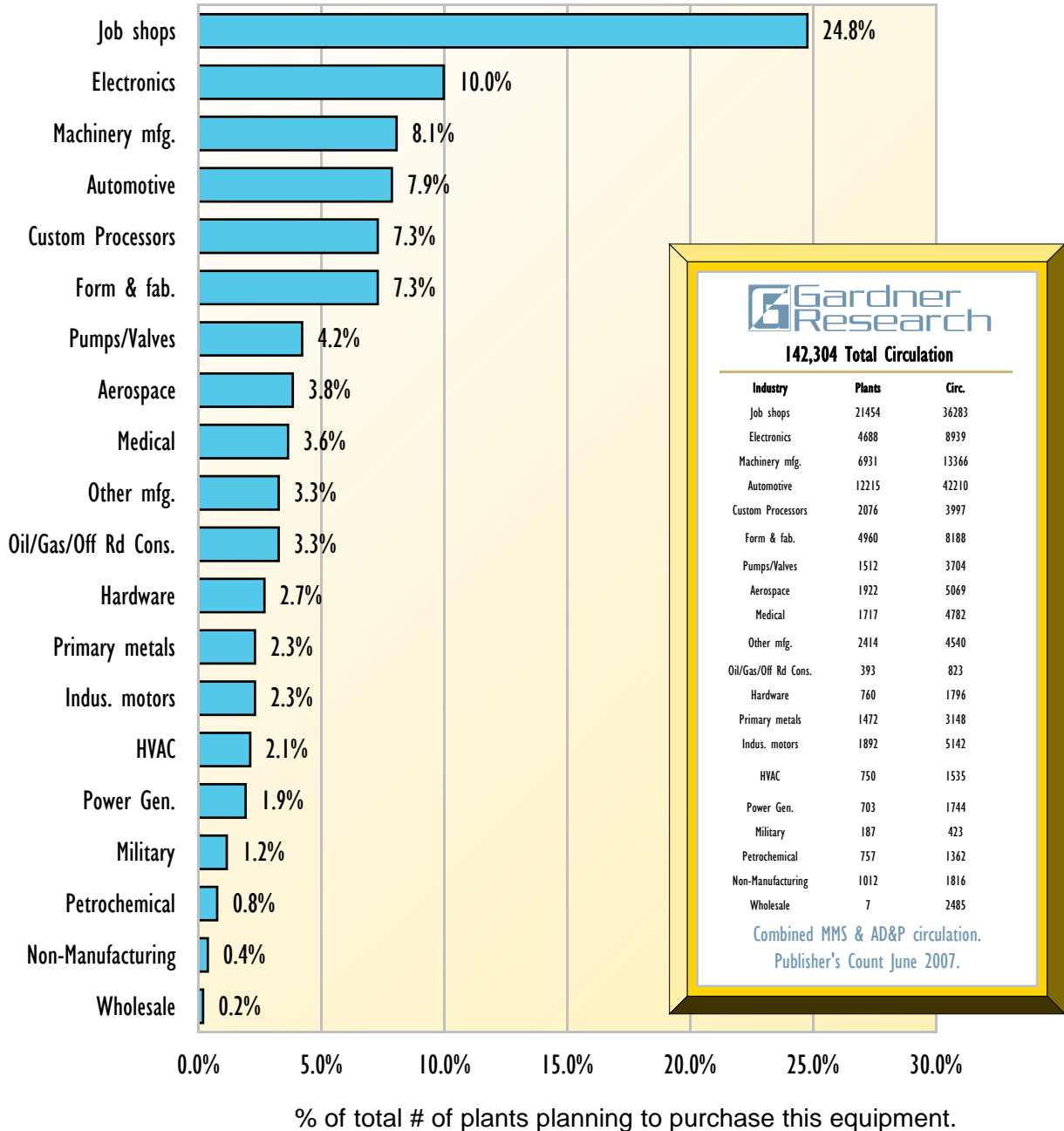
### Overall Cutting Tools



# 2008

## Tooling Survey & Forecast

Top Industry Segments: By Number of Plants For plants planning to purchase  
Overall Cutting Tools

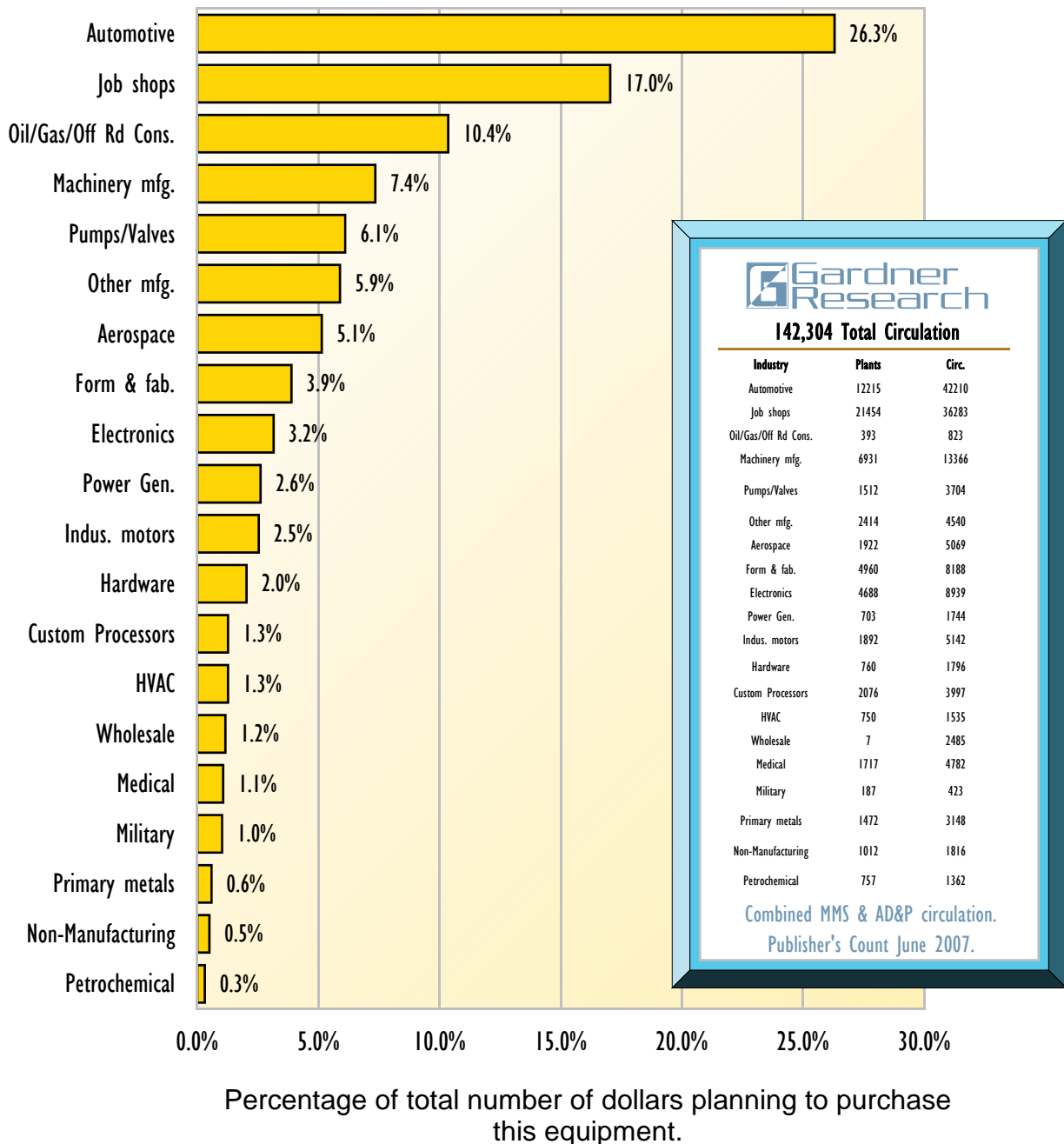


# 2008

## Tooling Survey & Forecast

Top Industry Segments: By Dollar Volume For plants planning to purchase

### Overall Cutting Tools



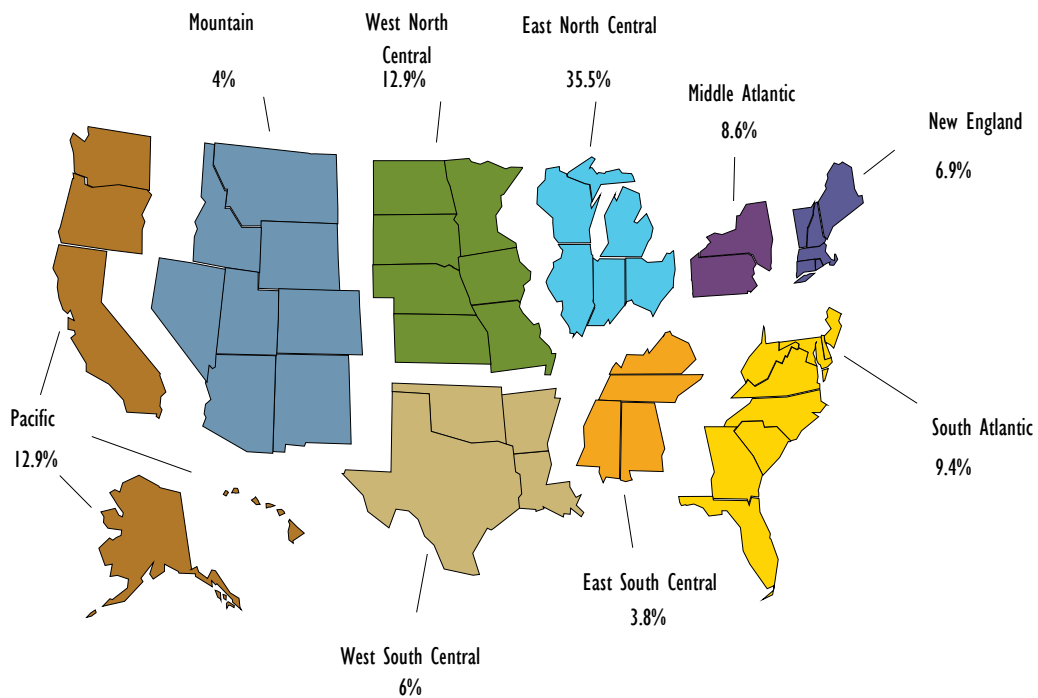
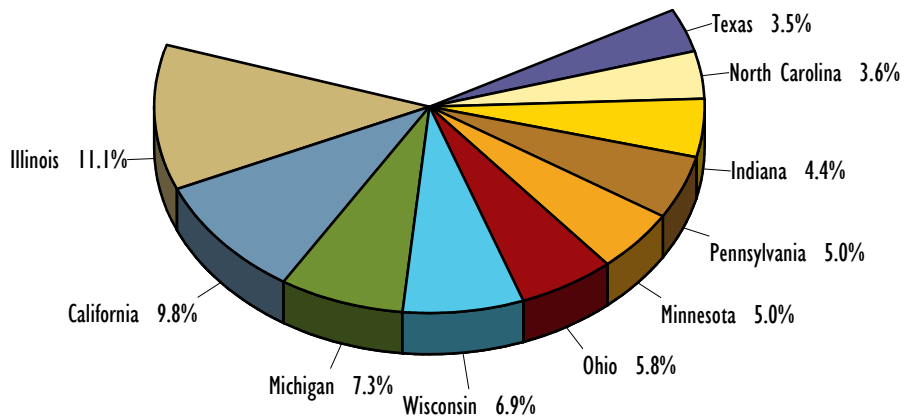
# 2008

## Tooling Survey & Forecast

### Overall Cutting Tools By Number of Plants

The top 5 states represent 40.9% of the plants planning to purchase this type of equipment.

The top 10 states represent 62.4% of the plants planning to purchase this type of equipment.



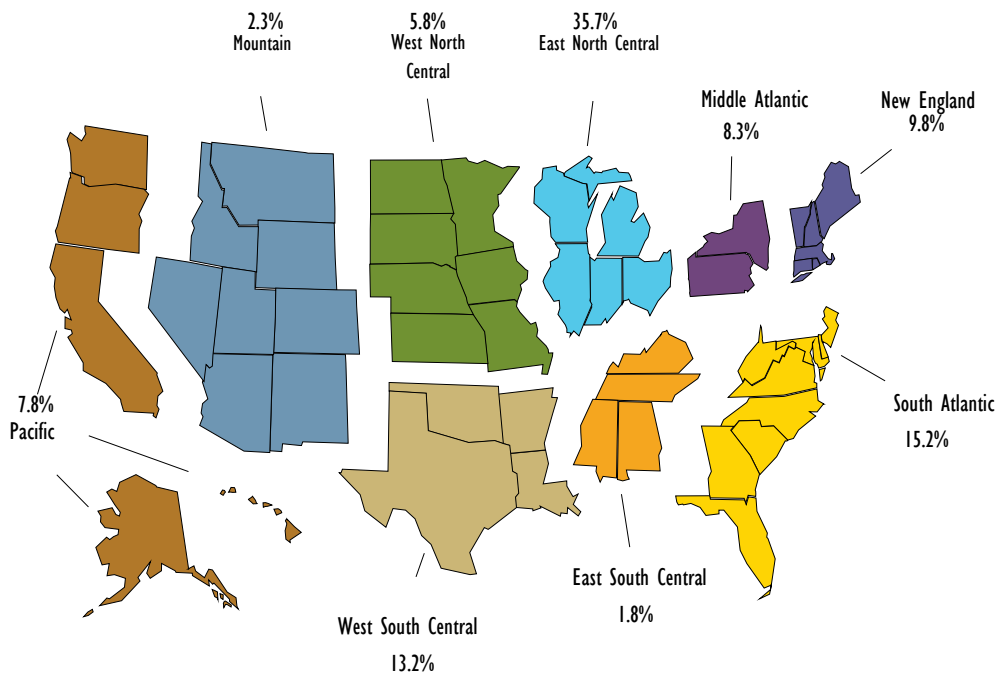
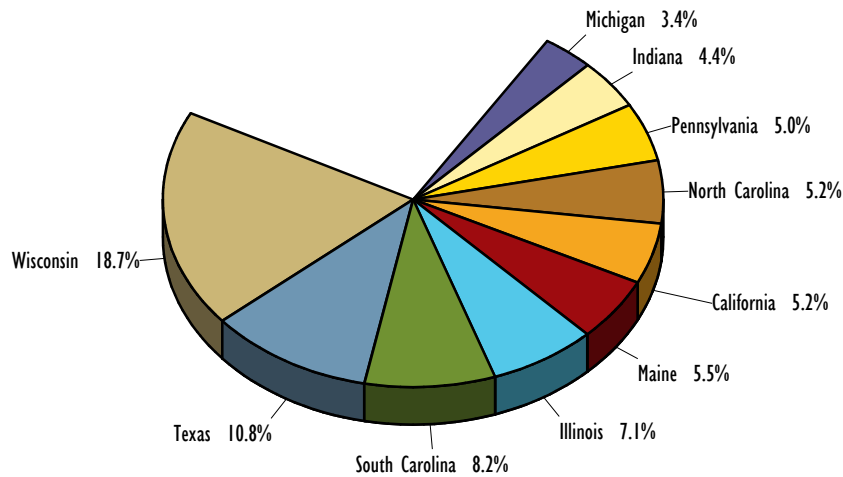
# 2008

## Tooling Survey & Forecast

### Overall Cutting Tools By Dollars

The top 5 states represent 50.3% of the dollars to be spent on this type of equipment.

The top 10 states represent 73.6% of the dollars to be spent on this type of equipment.



Capital Spending Survey

By

NAICS, Industry Grouping & Plant Size

**For: Overall Cutting Tools**

Date: 09/27/07

Note: \$\$ Figures are represented in Thousands of dollars

**Modern  
Machine  
Shop**

and

**AUTOMOTIVE DESIGN**  
*and* **PRODUCTION**

Magazines

6915 Valley Ave, Cincinnati, Ohio 45244

NAICS	Description	CIRC \$\$\$	% %	-0- to -19-	-20- to -49-	-50- to -99-	-100- to -249-	-250- to -499-	-500- to -999-	-1000- to -2499-	-2500- to -4900-	-5000- & MORE
334511	Search, Detection, Navigation,	3	0.58			1	2					
		83	0.11			5	78					
336411	Aircraft Manufacturing	2	0.38		1							1
		903	1.20		28							875
336412	Aircraft Engine and Engine Parts	3	0.58				1	1				1
		1088	1.45				88	625				375
336413	Other Aircraft Parts and Auxiliary	7	1.34			1	2	1	2	1		
		1504	2.00			43	190	8	263	1000		
336414	Guided Missile and Space Vehicle	2	0.38		1						1	
		43	0.06		28						15	
336415	Guided Missile and Space Vehicle	1	0.19						1			
		175	0.23						175			
336419	Other Guided Missile and Space	2	0.38	1			1					
		78	0.10	15			63					
<b>Aerospace</b>		<b>20</b>	<b>3.84</b>	<b>1</b>	<b>2</b>	<b>2</b>	<b>6</b>	<b>2</b>	<b>2</b>	<b>2</b>	<b>1</b>	<b>2</b>
		<b>3874</b>	<b>5.15</b>	<b>15</b>	<b>56</b>	<b>48</b>	<b>419</b>	<b>633</b>	<b>263</b>	<b>1175</b>	<b>15</b>	<b>1250</b>
335212	Household Vacuum Cleaner	1	0.19			1						
		15	0.02			15						
335222	Household Refrigerator and Home	1	0.19						1			
		43	0.06						43			
<b>Appliances</b>		<b>2</b>	<b>0.38</b>			<b>1</b>			<b>1</b>			
		<b>58</b>	<b>0.08</b>			<b>15</b>			<b>43</b>			
336111	Automobile Manufacturing	2	0.38	1			1					
		10	0.02	5			5					
336120	Heavy Duty Truck Manufacturing	1	0.19									1
		8	0.01									8
336211	Motor Vehicle Body Manufacturing	2	0.38		1		1					
		380	0.51		5		375					
336213	Motor Home Manufacturing	1	0.19							1		
		15	0.02							15		
336311	Carburetor, Piston, Piston Ring, and	1	0.19						1			
		63	0.08						63			
336312	Gasoline Engine and Engine Parts	2	0.38						1	1		
		6875	9.12						375	6500		
336321	Vehicular Lighting Equipment	3	0.58				2		1			
		63	0.09				20		43			
336330	Motor Vehicle Steering and	1	0.19					1				
		15	0.02					15				
336340	Motor Vehicle Brake System	4	0.77			1		1		2		
		6008	7.98			8		1000		5000		
336350	Motor Vehicle Transmission and	3	0.58	1					2			
		395	0.53	5					390			
336370	Motor Vehicle Metal Stamping	5	0.96	1		1		2		1		
		119	0.16	5		8		43		63		
336399	All Other Motor Vehicle Parts	13	2.50	3	2	1	1	2	3	1		
		1666	2.22	35	20	375	5	78	278	875		
336991	Motorcycle, Bicycle, and Parts	2	0.38		1				1			
		4008	5.32		8				4000			
336999	All Other Transportation Equipment	1	0.19						1			
		175	0.23						175			
<b>Automotive</b>		<b>41</b>	<b>7.87</b>	<b>6</b>	<b>4</b>	<b>3</b>	<b>5</b>	<b>6</b>	<b>10</b>	<b>6</b>		<b>1</b>
		<b>19800</b>	<b>26.3</b>	<b>50</b>	<b>33</b>	<b>391</b>	<b>405</b>	<b>1136</b>	<b>5324</b>	<b>12453</b>		<b>8</b>

NAICS	Description	CIRC \$\$\$	% %	-0- to -19-	-20- to -49-	-50- to -99-	-100- to -249-	-250- to -499-	-500- to -999-	-1000- to -2499-	-2500- to -4900-	-5000- & MORE
326199	Custom Processors	38	7.29	2	4	11	15	4	2			
		965	1.31	10	61	200	575	99	20			
<b>Custom Processors</b>		<b>38</b>	<b>7.29</b>	2	4	11	15	4	2			
		<b>965</b>	<b>1.31</b>	10	61	200	575	99	20			
333315	Photographic and Photocopying	3	0.58	2								1
		38	0.06	10								28
334111	Electronic Computer Manufacturing	2	0.38			1						1
		13	0.02			5						8
334112	Computer Storage Device	1	0.19							1		
		43	0.06							43		
334220	Radio and Television Broadcasting	2	0.38			1	1					
		48	0.07			43	5					
334290	Other Communications Equipment	3	0.58	2			1					
		398	0.53	383			15					
334310	Audio and Video Equipment	1	0.19				1					
		15	0.02				15					
334413	Semiconductor and Related Device	1	0.19				1					
		28	0.04				28					
334417	Electronic Connector Manufacturing	4	0.77				3	1				
		271	0.36				243	28				
334419	Other Electronic Component	13	2.50		1	3	6		2	1		
		333	0.46		8	18	89		43	175		
334513	Instruments and Related Products	3	0.58				2	1				
		271	0.36				96	175				
334514	Totalizing Fluid Meter and Counting	1	0.19				1					
		15	0.02				15					
334516	Analytical Laboratory Instrument	3	0.58	1			1			1		
		398	0.53	15			8			375		
334519	Other Measuring and Controlling	3	0.58	2		1						
		41	0.06	13		28						
335110	Electric Lamp Bulb and Part	1	0.19							1		
		28	0.04							28		
335122	Commercial, Industrial, and	1	0.19			1						
		5	0.01			5						
335313	Switchgear and Switchboard	2	0.38			1	1					
		33	0.05			28	5					
335314	Relay and Industrial Control	7	1.34	1	1		4		1			
		401	0.54	5	5		216		175			
335999	All Other Miscellaneous Electrical	1	0.19				1					
		8	0.01				8					
<b>Electronics, Computers &amp; Telecom</b>		<b>52</b>	<b>9.98</b>	8	2	8	23	2	3	4		2
		<b>2387</b>	<b>3.24</b>	426	13	127	743	203	218	621		36
332111	Iron and Steel Forging	3	0.58	1		1	1					
		638	0.85	375		88	175					
332116	Metal Stamping	12	2.30	3	2	3	4					
		422	0.57	18	16	99	289					
332117	Powder Metallurgy Part Manufacturing	1	0.19				1					
		63	0.08				63					
332312	Fabricated Structural Metal	2	0.38	1			1					
		43	0.06	15			28					
332321	Metal Window and Door Manufacturing	1	0.19	1								
		15	0.02	15								
332322	Sheet Metal Work Manufacturing	7	1.34	2	3	1			1			
		476	0.64	383	25	5			63			

NAICS	Description	CIRC \$\$\$	% %	-0- to -19-	-20- to -49-	-50- to -99-	-100- to -249-	-250- to -499-	-500- to -999-	-1000- to -2499-	-2500- to -4900-	-5000- & MORE
332323	Ornamental and Architectural Metal	2	0.38	1	1							
		20	0.03	5	15							
332612	Spring (Light Gauge) Manufacturing	1	0.19		1							
		8	0.01		8							
332618	Other Fabricated Wire Product	2	0.38			1		1				
		1015	1.35			15		1000				
332812	Metal Coating, Engraving (except	1	0.19	1								
		5	0.01	5								
332997	Industrial Pattern Manufacturing	1	0.19	1								
		5	0.01	5								
332999	All Other Miscellaneous Fabricated	5	0.96	2			1		2			
		228	0.31	10			28		190			
<b>Forming &amp; Fabricating (non-auto)</b>		<b>38</b>	<b>7.29</b>	13	7	6	8	1	3			
		<b>2938</b>	<b>3.94</b>	831	64	207	583	1000	253			
337214	Office Furniture (except Wood)	2	0.38				2					
		78	0.10				78					
<b>Furniture Manufacturing</b>		<b>2</b>	<b>0.38</b>				2					
		<b>78</b>	<b>0.10</b>				78					
332212	Hand and Edge Tool Manufacturing	3	0.58			1	2					
		443	0.59			63	380					
332213	Saw Blade and Handsaw	1	0.19		1							
		175	0.23		175							
332510	Hardware Manufacturing	10	1.92	2	4	1	3					
		918	1.22	390	399	15	114					
<b>Hardware</b>		<b>14</b>	<b>2.69</b>	2	5	2	5					
		<b>1536</b>	<b>2.04</b>	390	574	78	494					
332410	Power Boiler and Heat Exchanger	1	0.19				1					
		175	0.23				175					
333411	Air Purification Equipment	1	0.19						1			
		43	0.06						43			
333414	Heating Equipment (except Warm Air	3	0.58				3					
		28	0.04				28					
333415	Air-Conditioning and Warm Air Heating	6	1.15	1	2	1	1		1			
		711	0.95	8	10	5	63		625			
<b>HVAC</b>		<b>11</b>	<b>2.11</b>	1	2	1	5		1	1		
		<b>957</b>	<b>1.28</b>	8	10	5	266		625	43		
333612	Speed Changer, Industrial High-Speed	1	0.19			1						
		5	0.01			5						
333613	Mechanical Power Transmission	2	0.38				2					
		93	0.13				93					
333618	Other Engine Equipment	4	0.77	1		1	1		1			
		1223	1.63	1000		43	5		175			
333995	Fluid Power Cylinder and Actuator	3	0.58	1		1	1					
		555	0.74	5		175	375					
335312	Motor and Generator Manufacturing	2	0.38				2					
		36	0.05				36					
<b>Industrial Motors, Hydraulic &amp;</b>		<b>12</b>	<b>2.30</b>	2		3	6		1			
		<b>1912</b>	<b>2.56</b>	1005		223	509		175			
333220	Plastics and Rubber Industry	1	0.19		1							
		8	0.01		8							

NAICS	Description	CIRC \$\$\$	% %	-0- to -19-	-20- to -49-	-50- to -99-	-100- to -249-	-250- to -499-	-500- to -999-	-1000- to -2499-	-2500- to -4900-	-5000- & MORE
333292	Textile Machinery Manufacturing	1	0.19				1					
		15	0.02				15					
333293	Printing Machinery and Equipment	1	0.19					1				
		28	0.04					28				
333298	All Other Industrial Machinery	5	0.96		4		1					
		282	0.37		274		8					
333319	Other Commercial and Service	2	0.38	1		1						
		180	0.24	5		175						
333512	Machine Tool (Metal Cutting Types)	4	0.77	2		1	1					
		673	0.90	20		28	625					
333513	Machine Tool (Metal Forming Types)	5	0.96		1		4					
		1418	1.88		5		1413					
333515	Cutting Tool and Machine Tool	11	2.11	5	3		2	1				
		2254	3.00	96	358		1175	625				
333922	Conveyor and Conveying Equipment	2	0.38				2					
		13	0.02				13					
333924	Industrial Truck, Tractor, Trailer, and	2	0.38					1		1		
		96	0.13					88		8		
333991	Power-Driven Handtool Manufacturing	2	0.38	1		1						
		91	0.12	63		28						
333993	Packaging Machinery Manufacturing	1	0.19				1					
		375	0.50				375					
333999	All Other Miscellaneous General	4	0.77	2	1		1					
		106	0.15	20	43		43					
339943	Marking Device Manufacturing	1	0.19	1								
		5	0.01	5								
<b>Machinery Manufacturing</b>		<b>42</b>	<b>8.06</b>	12	10	3	13	3		1		
		<b>5544</b>	<b>7.39</b>	209	688	231	3667	741		8		
339111	Laboratory Apparatus and Furniture	2	0.38				1		1			
		263	0.35				88		175			
339112	Surgical and Medical Instrument	8	1.54					6	2			
		253	0.34					205	48			
339113	Surgical Appliance and Supplies	7	1.34		4	1	2					
		108	0.15		64	28	16					
339114	Dental Equipment and Supplies	1	0.19	1								
		175	0.23	175								
339115	Ophthalmic Goods Manufacturing	1	0.19					1				
		15	0.02					15				
<b>Medical</b>		<b>19</b>	<b>3.65</b>	1	4	2	8	1	3			
		<b>814</b>	<b>1.09</b>	175	64	116	221	15	223			
332710	Machine Shops	84	16.1	53	10	15	5	1				
		11317	15.1	1060	858	3711	4813	875				
332721	Precision Turned Product	6	1.15	1	2	1	2					
		261	0.35	15	23	5	218					
332722	Bolt, Nut, Screw, Rivet, and Washer	5	0.96		1	1	2	1				
		134	0.18		43	5	71	15				
333511	Industrial Mold Manufacturing	5	0.96	1	2		2					
		259	0.35	28	51		180					
333514	Special Die and Tool, Die Set, Jig, and	29	5.57	15	8	3	2	1				
		888	1.22	178	346	96	263	5				
<b>Metalcutting Job Shops/Screw</b>		<b>129</b>	<b>24.8</b>	70	23	20	13	3				
		<b>12859</b>	<b>17.2</b>	1281	1321	3817	5545	895				

NAICS	Description	CIRC \$\$\$	% %	-0- to -19-	-20- to -49-	-50- to -99-	-100- to -249-	-250- to -499-	-500- to -999-	-1000- to -2499-	-2500- to -4900-	-5000- & MORE
332992	Small Arms Ammunition	2	0.38				2					
		106	0.14				106					
332994	Small Arms Manufacturing	4	0.77	1	1	1			1			
		670	0.89	15	15	625			15			
<b>Military</b>		<b>6</b>	<b>1.15</b>	<b>1</b>	<b>1</b>	<b>1</b>	<b>2</b>		<b>1</b>			
		<b>776</b>	<b>1.03</b>	<b>15</b>	<b>15</b>	<b>625</b>	<b>106</b>		<b>15</b>			
333111	Farm Machinery and Equipment	7	1.34	1	1		3	1		1		
		599	0.80	15	15		166	28		375		
333112	Lawn and Garden Tractor and Home	1	0.19				1					
		88	0.12				88					
333120	Construction Machinery Manufacturing	6	1.15			1	3	2				
		1062	1.41			28	96	938				
333131	Mining Machinery and Equipment	1	0.19	1								
		43	0.06	43								
333132	Oil and Gas Field Machinery and	2	0.38		1			1				
		6008	7.97		8			6000				
<b>Oil &amp; Gas, Mining, Off-Road</b>		<b>17</b>	<b>3.26</b>	<b>2</b>	<b>2</b>	<b>1</b>	<b>7</b>	<b>4</b>		<b>1</b>		
		<b>7800</b>	<b>10.4</b>	<b>58</b>	<b>23</b>	<b>28</b>	<b>350</b>	<b>6966</b>		<b>375</b>		
327910	Abrasive Product Manufacturing	1	0.19				1					
		625	0.83				625					
332813	Electroplating, Plating, Polishing, Anod	1	0.19				1					
		15	0.02				15					
332991	Ball and Roller Bearing Manufacturing	3	0.58	1				1	1			
		413	0.54	175				63	175			
335991	Carbon and Graphite Product	2	0.38			1	1					
		350	0.46			175	175					
336510	Railroad Rolling Stock Manufacturing	1	0.19						1			
		2100	2.79						2100			
339911	Jewelry (except Costume)	1	0.19							1		
		8	0.01							8		
339920	Sporting and Athletic Goods	2	0.38					1	1			
		238	0.31					175	63			
339950	Sign Manufacturing	1	0.19	1								
		8	0.01	8								
339991	Gasket, Packing, and Sealing Device	2	0.38						2			
		203	0.27						203			
339999	All Other Miscellaneous Manufacturing	3	0.58						3			
		481	0.64						481			
<b>Other Manufacturing</b>		<b>17</b>	<b>3.26</b>	<b>2</b>		<b>1</b>	<b>3</b>	<b>2</b>	<b>8</b>	<b>1</b>		
		<b>4441</b>	<b>5.88</b>	<b>183</b>		<b>175</b>	<b>815</b>	<b>238</b>	<b>3022</b>	<b>8</b>		
324199	All Other Petroleum and Coal Products	1	0.19	1								
		5	0.01	5								
325212	Synthetic Rubber Manufacturing	1	0.19			1						
		28	0.04			28						
325414	Biological Product (except Diagnostic)	1	0.19	1								
		28	0.04	28								
325920	Explosives Manufacturing	1	0.19					1				
		175	0.23					175				
<b>Petrochemical Processors</b>		<b>4</b>	<b>0.77</b>	<b>2</b>		<b>1</b>		<b>1</b>				
		<b>236</b>	<b>0.32</b>	<b>33</b>		<b>28</b>		<b>175</b>				
326121	Unlaminated Plastics Profile Shape	2	0.38				2					
		43	0.06				43					

NAICS	Description	CIRC \$\$\$	% %	-0- to -19-	-20- to -49-	-50- to -99-	-100- to -249-	-250- to -499-	-500- to -999-	-1000- to -2499-	-2500- to -4900-	-5000- & MORE
326291	Rubber Product Manufacturing for	1	0.19				1					
		5	0.01				5					
326299	All Other Rubber Product	3	0.58			2	1					
		21	0.03			13	8					
<b>Plastics &amp; Rubber</b>		<b>6</b>	<b>1.15</b>			<b>2</b>	<b>4</b>					
		<b>69</b>	<b>0.10</b>			<b>13</b>	<b>56</b>					
333611	Turbine and Turbine Generator Set	2	0.38							1		1
		1375	1.83							375		1000
335311	Power, Distribution, and Specialty	3	0.58		1		1		1			
		506	0.68		375		88		43			
335931	Current-Carrying Wiring Device	2	0.38			1	1					
		16	0.02			8	8					
335932	Noncurrent-Carrying Wiring Device	3	0.58		1		1	1				
		73	0.10		15		15	43				
<b>Power Generation</b>		<b>10</b>	<b>1.92</b>		<b>2</b>	<b>1</b>	<b>3</b>	<b>1</b>	<b>1</b>	<b>1</b>		<b>1</b>
		<b>1970</b>	<b>2.63</b>		<b>390</b>	<b>8</b>	<b>111</b>	<b>43</b>	<b>43</b>	<b>375</b>		<b>1000</b>
331111	Iron and Steel Mills	1	0.19		1							
		15	0.02		15							
331316	Aluminum Extruded Product	2	0.38		1			1				
		91	0.12		63			28				
331491	Nonferrous Metal (except Copper and	2	0.38			1		1				
		190	0.25			15		175				
331492	Secondary Smelting, Refining, and	1	0.19				1					
		8	0.01				8					
331511	Iron Foundries	1	0.19					1				
		28	0.04					28				
331512	Steel Investment Foundries	1	0.19							1		
		5	0.01							5		
331513	Steel Foundries (except Investment)	1	0.19			1						
		63	0.08			63						
331521	Aluminum Die-Casting Foundries	1	0.19				1					
		28	0.04				28					
331524	Aluminum Foundries (except	1	0.19			1						
		5	0.01			5						
331525	Copper Foundries (except	1	0.19		1							
		15	0.02		15							
<b>Primary Metals</b>		<b>12</b>	<b>2.30</b>		<b>3</b>	<b>3</b>	<b>2</b>	<b>3</b>		<b>1</b>		
		<b>448</b>	<b>0.60</b>		<b>93</b>	<b>83</b>	<b>36</b>	<b>231</b>		<b>5</b>		
323110	Printing	1	0.19		1							
		8	0.01		8							
323119	Other Commercial Printing	1	0.19				1					
		15	0.02				15					
<b>Printing &amp; Related Support Activities</b>		<b>2</b>	<b>0.38</b>		<b>1</b>		<b>1</b>					
		<b>23</b>	<b>0.03</b>		<b>8</b>		<b>15</b>					
332911	Industrial Valve Manufacturing	4	0.77				1	3				
		1328	1.76				375	953				
332912	Fluid Power Valve and Hose Fitting	2	0.38		1	1						
		78	0.10		15	63						
332919	Other Metal Valve and Pipe Fitting	7	1.34		1		5					1
		1541	2.05		5		911					625
332996	Fabricated Pipe and Pipe Fitting	2	0.38				1	1				
		1175	1.56				175	1000				

NAICS	Description	CIRC \$\$\$	% %	-0- to -19-	-20- to -49-	-50- to -99-	-100- to -249-	-250- to -499-	-500- to -999-	-1000- to -2499-	-2500- to -4900-	-5000- & MORE
333911	Pump and Pumping Equipment	6	1.15		2	1	2	1				
		437	0.58		16	43	350	28				
333913	Measuring and Dispensing Pump	1	0.19				1					
		43	0.06				43					
<b>Pumps, Valves &amp; Plumbing Products</b>		<b>22</b>	<b>4.22</b>		4	2	10	5				1
		<b>4602</b>	<b>6.11</b>		36	106	1854	1981				625
928110	National Security	1	0.19	1								
		43	0.06	43								
<b>Public Administration</b>		<b>1</b>	<b>0.19</b>	<b>1</b>								
		<b>43</b>	<b>0.06</b>	<b>43</b>								
336612	Boat Building	1	0.19					1				
		8	0.01					8				
<b>Ship Building</b>		<b>1</b>	<b>0.19</b>					<b>1</b>				
		<b>8</b>	<b>0.01</b>					<b>8</b>				
423830	Industrial Machinery and Equipment	1	0.19		1							
		875	1.16		875							
<b>Wholesale Trade</b>		<b>1</b>	<b>0.19</b>		<b>1</b>							
		<b>875</b>	<b>1.16</b>		<b>875</b>							
423420	Office Equipment Merchant	1	0.19					1				
		5	0.01					5				
423710	Hardware Merchant Wholesalers	1	0.19						1			
		375	0.50						375			
<b>Non-Manufacturing</b>		<b>2</b>	<b>0.38</b>					<b>1</b>	<b>1</b>			
		<b>380</b>	<b>0.51</b>					<b>5</b>	<b>375</b>			

# OVERALL TOTALS

	<b>CIRC</b>	<b>%</b>	<b>-0-</b>	<b>-20-</b>	<b>-50-</b>	<b>-100-</b>	<b>-250-</b>	<b>-500-</b>	<b>-1000-</b>	<b>-2500-</b>	<b>-5000-</b>
	<b>\$\$\$</b>	<b>%</b>	<b>to</b>	<b>to</b>	<b>to</b>	<b>to</b>	<b>to</b>	<b>to</b>	<b>to</b>	<b>to</b>	<b>&amp;</b>
			<b>-19-</b>	<b>-49-</b>	<b>-99-</b>	<b>-249-</b>	<b>-499-</b>	<b>-999-</b>	<b>-2499-</b>	<b>-4900-</b>	<b>MORE</b>
<b>Overall</b>	521	100.00	126	77	74	141	40	37	18	1	7
	75393	100.00	4732	4324	6524	16848	14369	10599	15063	15	2919

**Overall Cutting Tools  
- Geographical Summary -**

<b>State</b>	<b>Plants</b>	<b>Percent</b>	<b>Budget</b>	<b>Percent</b>
Connecticut	6	1.15	1,316	1.74
Maine	2	0.38	4,175	5.54
Massachusetts	14	2.69	1,537	2.06
New Hampshire	8	1.54	82	0.11
Rhode Island	4	0.77	53	0.07
Vermont	2	0.38	238	0.31
<b>New England</b>	<b>36</b>	<b>6.91 %</b>	<b>7,401</b>	<b>9.83 %</b>
New Jersey	5	0.96	58	0.08
New York	14	2.69	2,427	3.23
Pennsylvania	26	4.99	3,805	5.07
<b>Mid-Atlantic</b>	<b>45</b>	<b>8.64 %</b>	<b>6,290</b>	<b>8.38 %</b>
Illinois	58	11.13	5,319	7.12
Indiana	23	4.41	3,300	4.41
Michigan	38	7.29	2,563	3.42
Ohio	30	5.76	1,700	2.29
Wisconsin	36	6.91	14,061	18.68
<b>E. N. Central</b>	<b>185</b>	<b>35.51 %</b>	<b>26,943</b>	<b>35.92 %</b>
Iowa	11	2.11	673	0.90
Kansas	6	1.15	1,606	2.14
Minnesota	26	4.99	1,203	1.62
Missouri	15	2.88	602	0.83
Nebraska	6	1.15	225	0.30
North Dakota	1	0.19	63	0.08
South Dakota	2	0.38	36	0.05
<b>W. N. Central</b>	<b>67</b>	<b>12.86 %</b>	<b>4,408</b>	<b>5.92 %</b>
Delaware	1	0.19	8	0.01
Florida	6	1.15	74	0.11
Georgia	3	0.58	198	0.26
Maryland	2	0.38	380	0.51
North Carolina	19	3.65	3,928	5.23
South Carolina	9	1.73	6,197	8.23
Virginia	8	1.54	673	0.89
West Virginia	1	0.19	5	0.01
<b>S. Atlantic</b>	<b>49</b>	<b>9.40 %</b>	<b>11,463</b>	<b>15.25 %</b>
Alabama	7	1.34	884	1.19
Kentucky	4	0.77	121	0.16
Mississippi	1	0.19	15	0.02
Tennessee	8	1.54	317	0.42
<b>E. S. Central</b>	<b>20</b>	<b>3.84 %</b>	<b>1,337</b>	<b>1.79 %</b>
Arkansas	4	0.77	154	0.21
Louisiana	3	0.58	1,036	1.38
Oklahoma	6	1.15	634	0.85
Texas	18	3.45	8,145	10.82
<b>W. S. Central</b>	<b>31</b>	<b>5.95 %</b>	<b>9,969</b>	<b>13.26 %</b>
Arizona	5	0.96	571	0.76
Colorado	8	1.54	432	0.59
Montana	1	0.19	8	0.01
Nevada	2	0.38	13	0.02
New Mexico	1	0.19	28	0.04
Utah	3	0.58	645	0.86
Wyoming	1	0.19	15	0.02
<b>Mountain</b>	<b>21</b>	<b>4.03 %</b>	<b>1,712</b>	<b>2.30 %</b>
California	51	9.79	3,941	5.28
Oregon	4	0.77	126	0.18
Washington	12	2.30	1,803	2.40
<b>Pacific</b>	<b>67</b>	<b>12.86 %</b>	<b>5,870</b>	<b>7.86 %</b>

**Total Plants**

**521**

**Total Dollars**

**75,393**