

---

# 2010

---

## Tooling and Workholding

### Survey & Forecast

- Inserts • Milling Tools • Boring Heads • Toolholders
- Turning Tools • Drills • Taps • Saw Blades • Gear Cutters • Broaches • Grinding Wheels

Plants Planning to Purchase

Overall Drills

# 2010

## Tooling Survey & Forecast

### Table of Contents

<b>Projected</b> Spending By Product Category.....	3
<b>Projected</b> Spending By Type.....	4
<b>Projected</b> Spending By Industry Segment and Plant Size.....	5
<b>Actual</b> Spending By Plant Size.....	6
<b>Actual</b> Average Spending By Plant Size.....	7
<b>Actual</b> Spending By 2-Digit SIC.....	8
<b>Actual</b> Average Spending By 2-Digit SIC.....	9
<b>Actual</b> Number of Plants Planning To Purchase By Industry Segment.....	10
<b>Actual</b> Dollar Volume of Plants Planning To Purchase By Industry Segment.....	11
<b>Actual</b> Number of Plants Planning To Purchase By State.....	12
<b>Actual</b> Dollar Volume of Plants Planning To Purchase By State.....	13
<b>Actual</b> NAICS & Geographical Summary.....	14

#### Definitions:

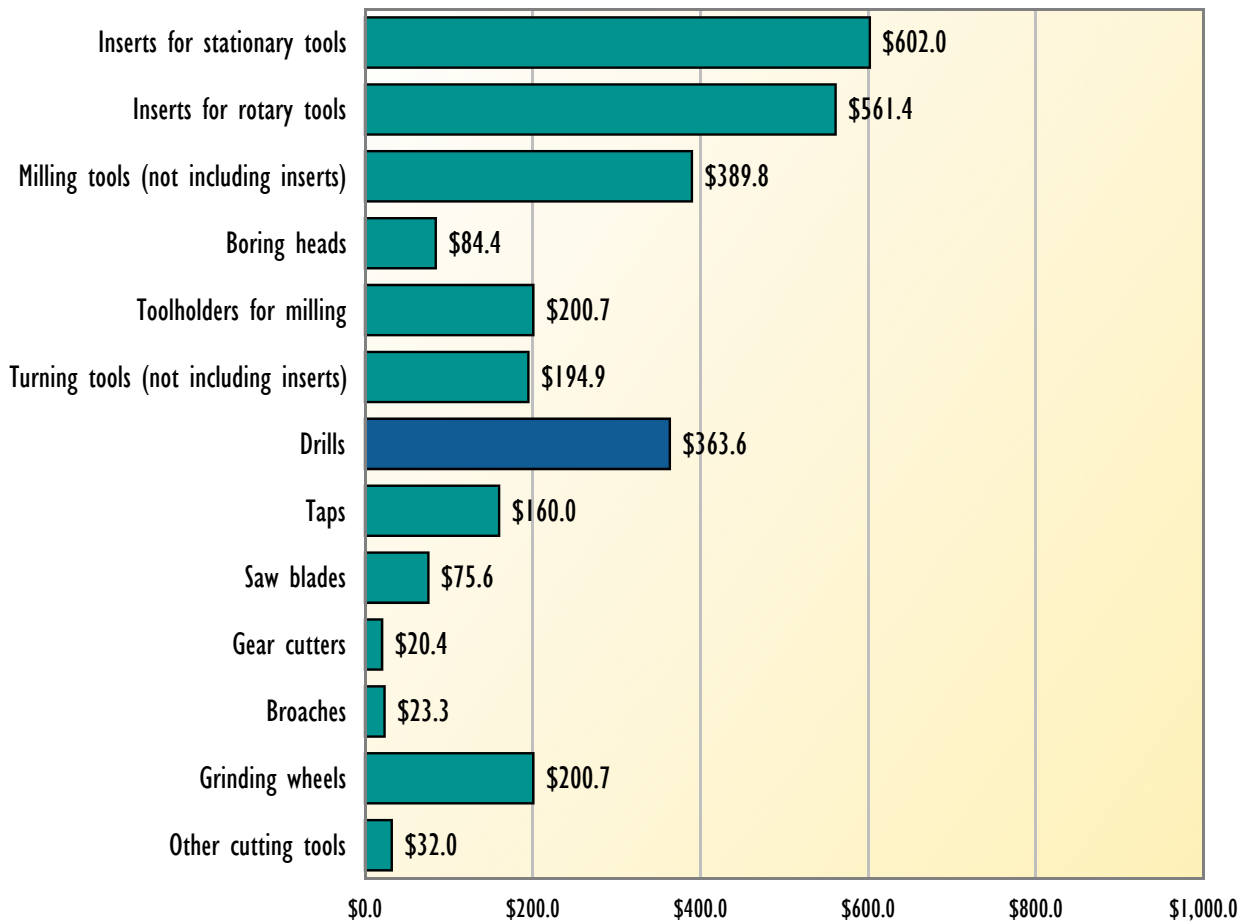
**Projected:** Based on survey returns these are our estimates of the total amount of dollars to be spent.

**Actual:** These are actual summations from the surveys that were returned (Not Projections).

# 2010

## Tooling Survey & Forecast

### Projected Metalcutting & Grinding Tools By Type



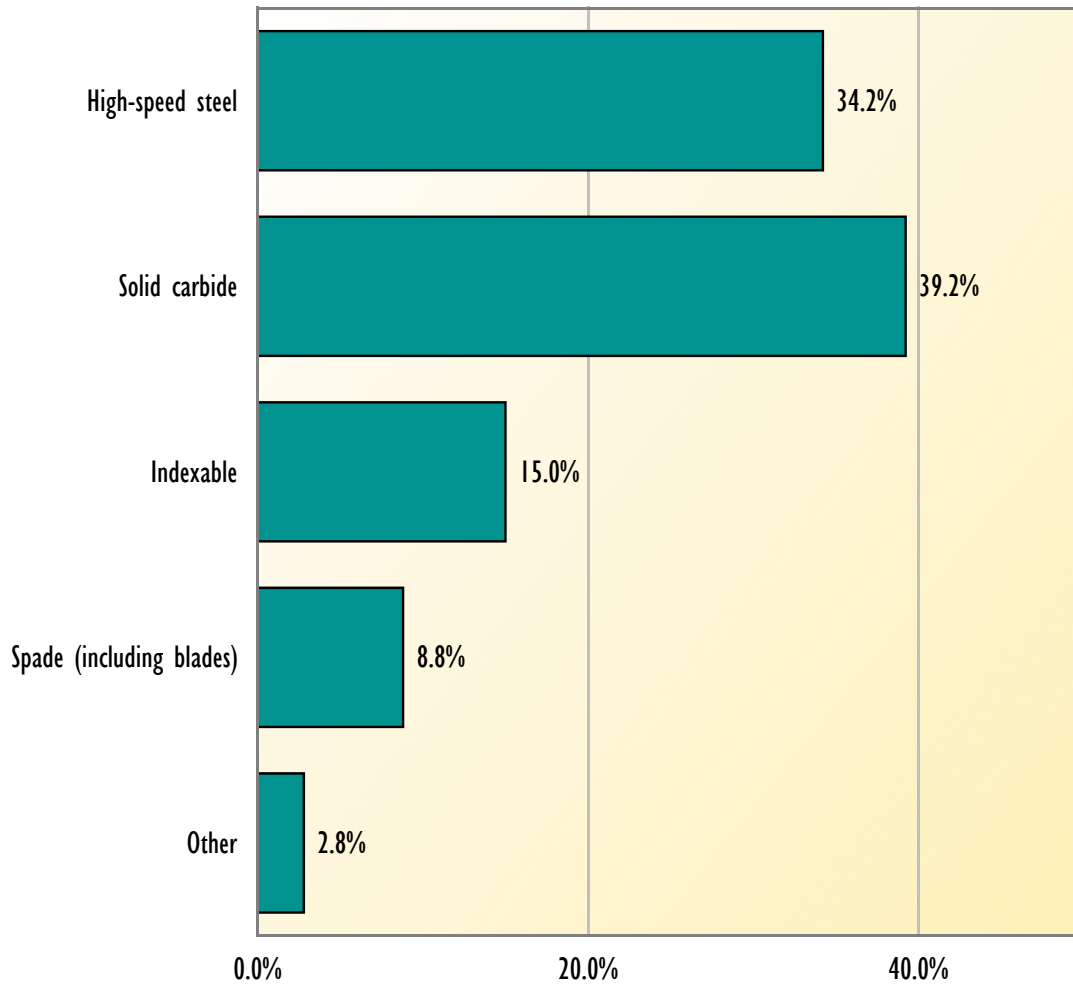
Dollar figures are represented in millions of dollars

# 2010

## Tooling Survey & Forecast

### Overall Drills

#### By Type



Total Projected Spending For Drills is \$363.6 Million.

# 2010

## Tooling Survey & Forecast

Projected Spending for  
Overall Drills

Industry Segment	Dollars
Metalcutting Job Shops/Screw Machine Products	\$83,798,095
Machinery Manufacturing	\$45,511,379
Other Manufacturing	\$27,851,495
Aerospace	\$26,927,960
Pumps, Valves & Plumbing Products	\$25,848,078
Industrial Motors, Hydraulic & Mechanical Comp.	\$21,437,652
Electronics, Computers & Telecom	\$20,866,806
Medical	\$18,012,573
Oil & Gas, Mining, Off-Road Construction	\$17,561,713
Automotive	\$15,805,542
Forming & Fabricating (non-auto)	\$14,067,550
Hardware	\$10,547,936
HVAC	\$8,944,475
Custom Processors	\$7,853,685
Plastics & Rubber	\$5,853,904
Military	\$5,177,615
Primary Metals	\$3,446,895
Power Generation	\$2,712,430
Petrochemical Processors	\$789,005
Furniture Manufacturing	\$247,246
<b>Total</b>	<b>\$363,596,544</b>

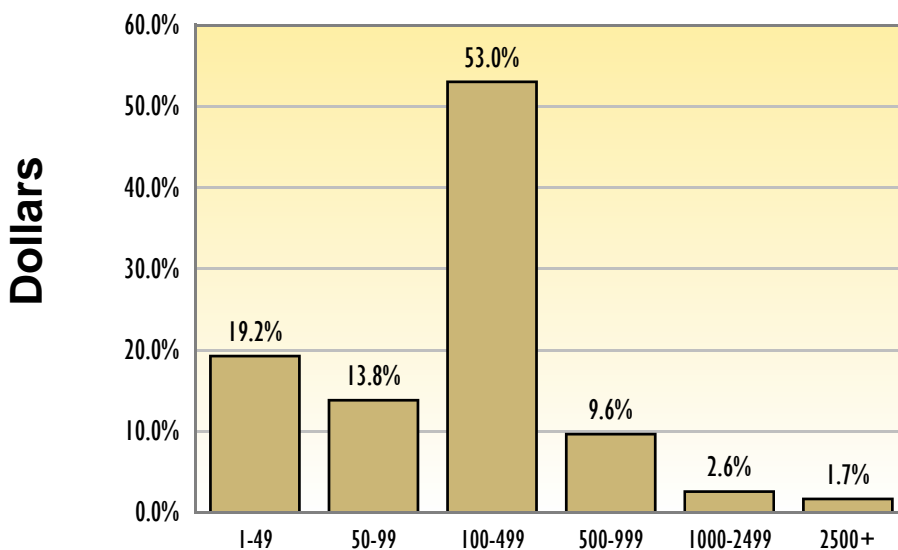
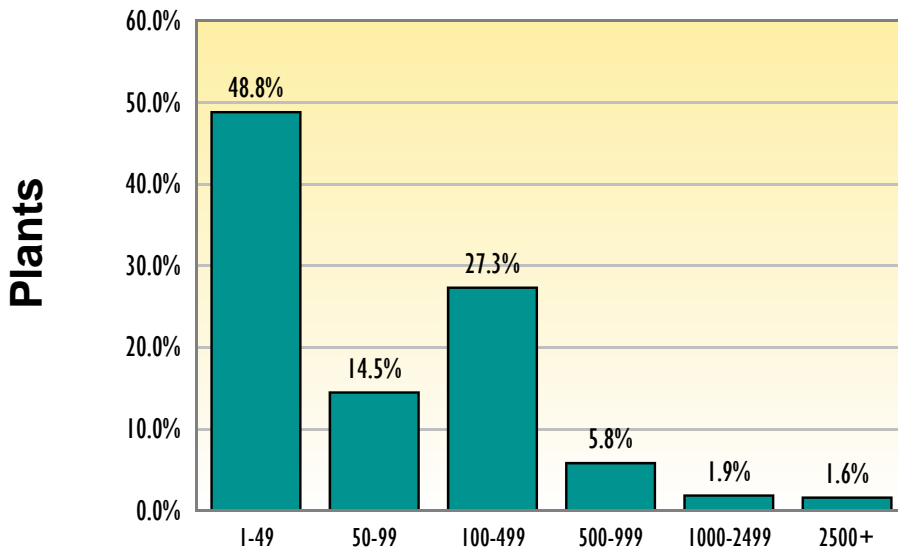
Plant Size	Dollars
1-49	\$135,439,712
50-99	\$55,339,394
100-499	\$148,347,390
500-999	\$16,979,959
1000-2499	\$5,344,869
2500 +	\$2,145,220
<b>Total</b>	<b>\$363,596,544</b>

# 2010

## Tooling Survey & Forecast

Plants Planning to Purchase By Plant Size

### Overall Drills

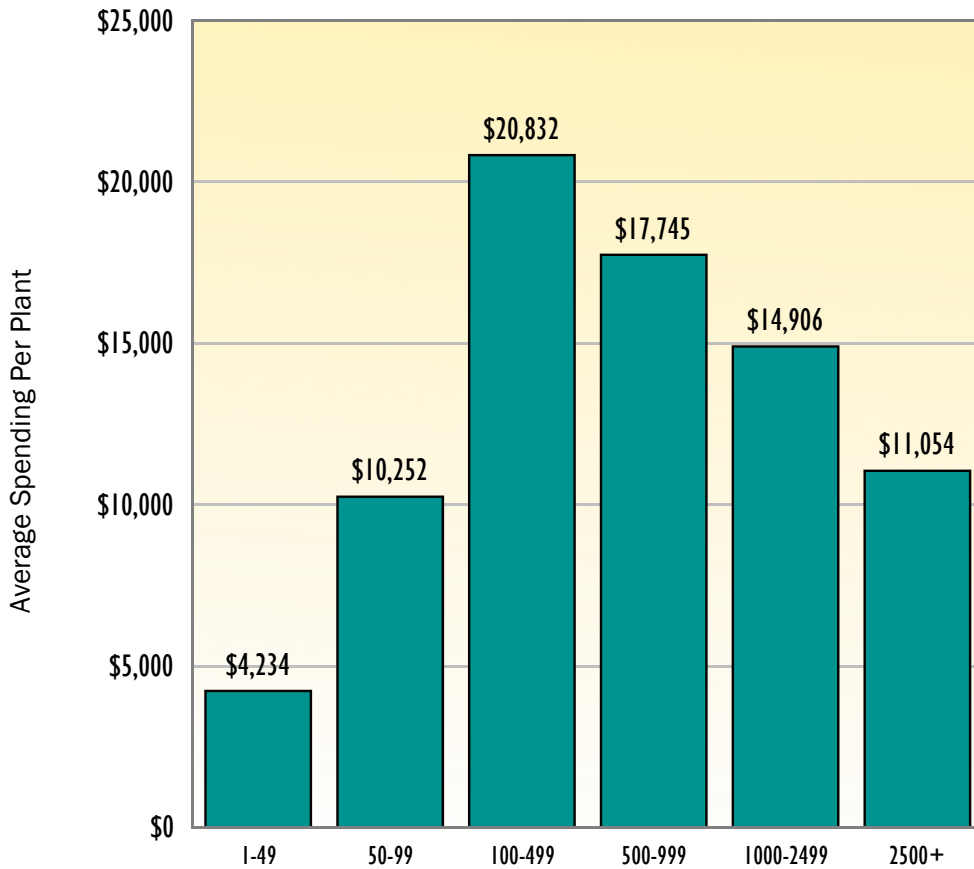


# 2010

## Tooling Survey & Forecast

Average Spending Per Plant By Plant Size

### Overall Drills

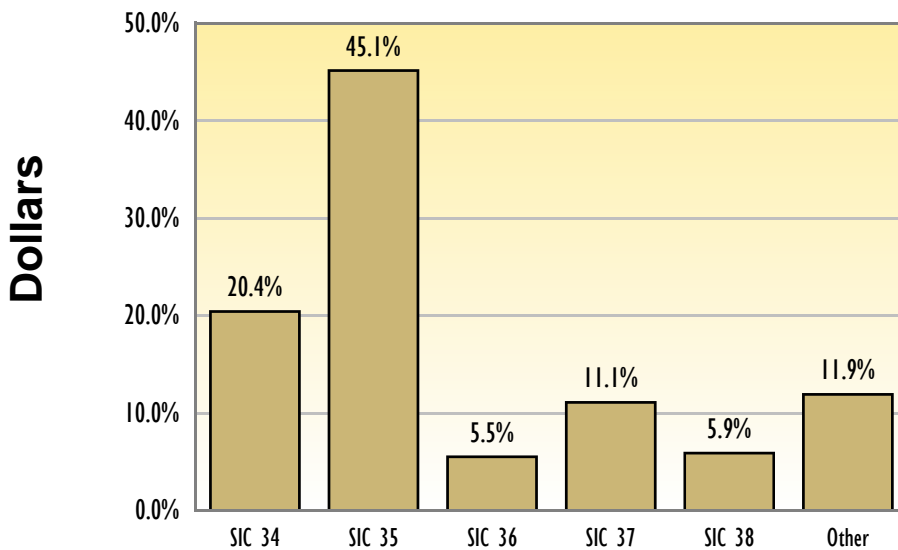
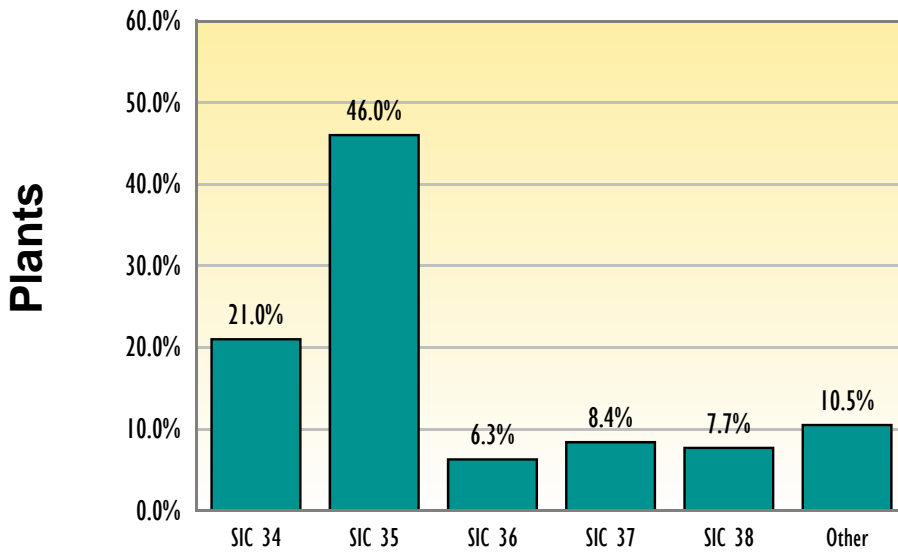


# 2010

## Tooling Survey & Forecast

Plants Planning to Purchase By 2-Digit SIC

### Overall Drills

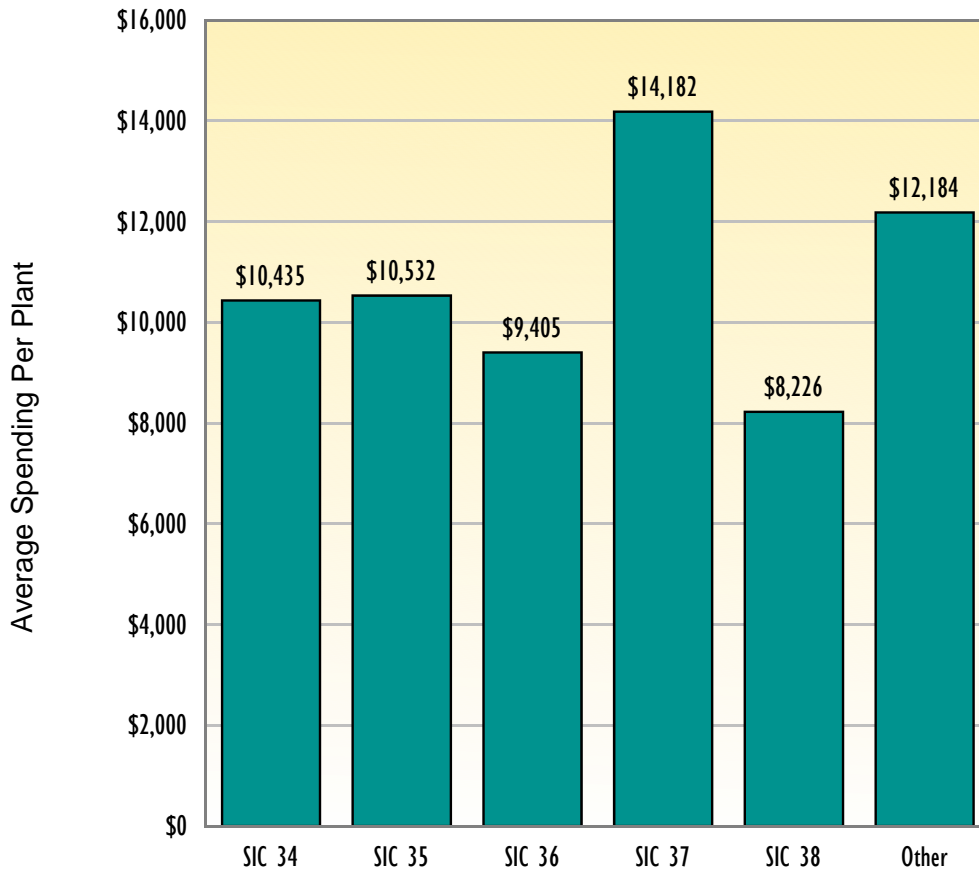


# 2010

## Tooling Survey & Forecast

Average Spending Per Plant By 2-Digit SIC

### Overall Drills

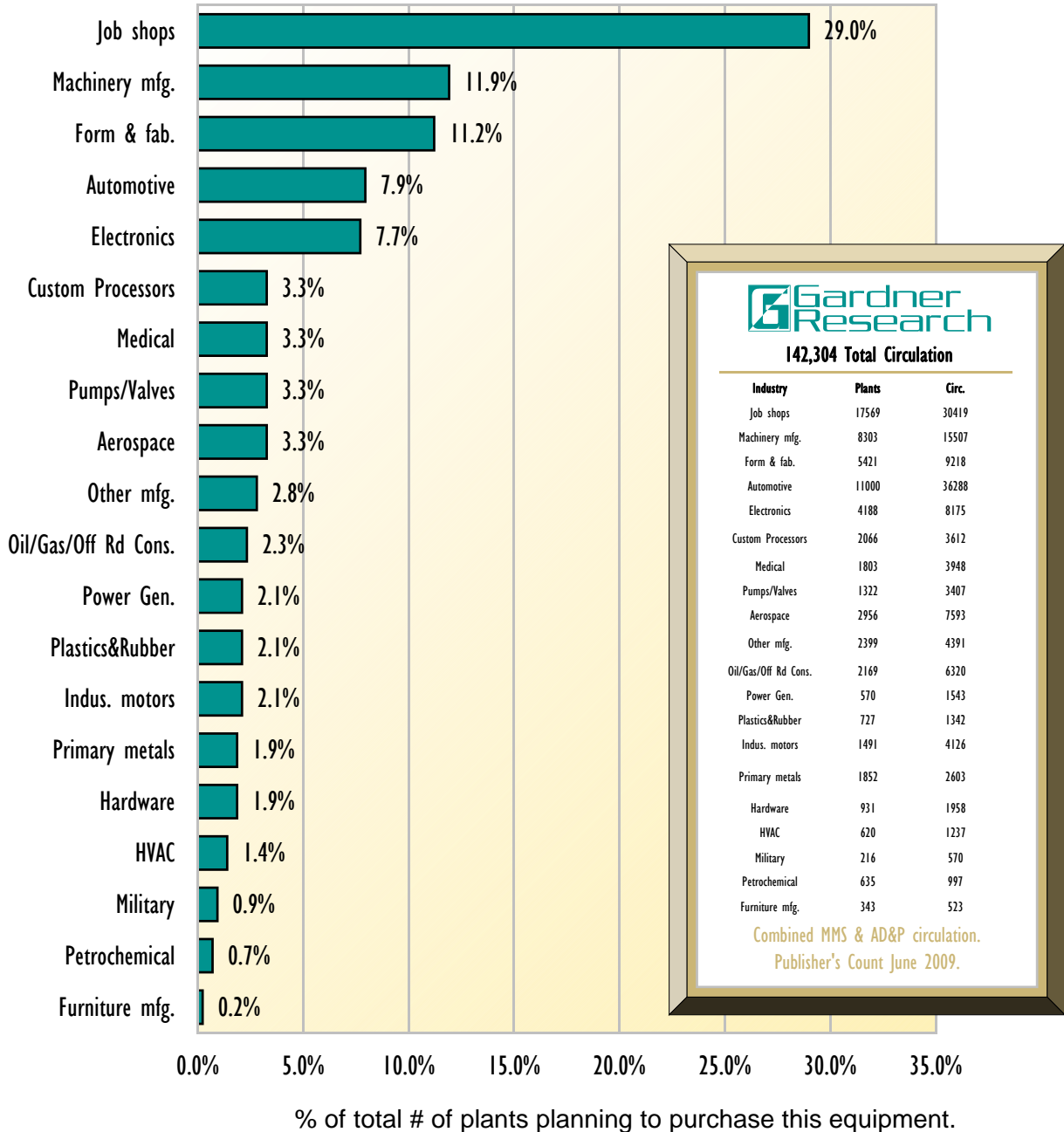


# 2010

## Tooling Survey & Forecast

Top Industry Segments: By Number of Plants For plants planning to purchase

### Overall Drills

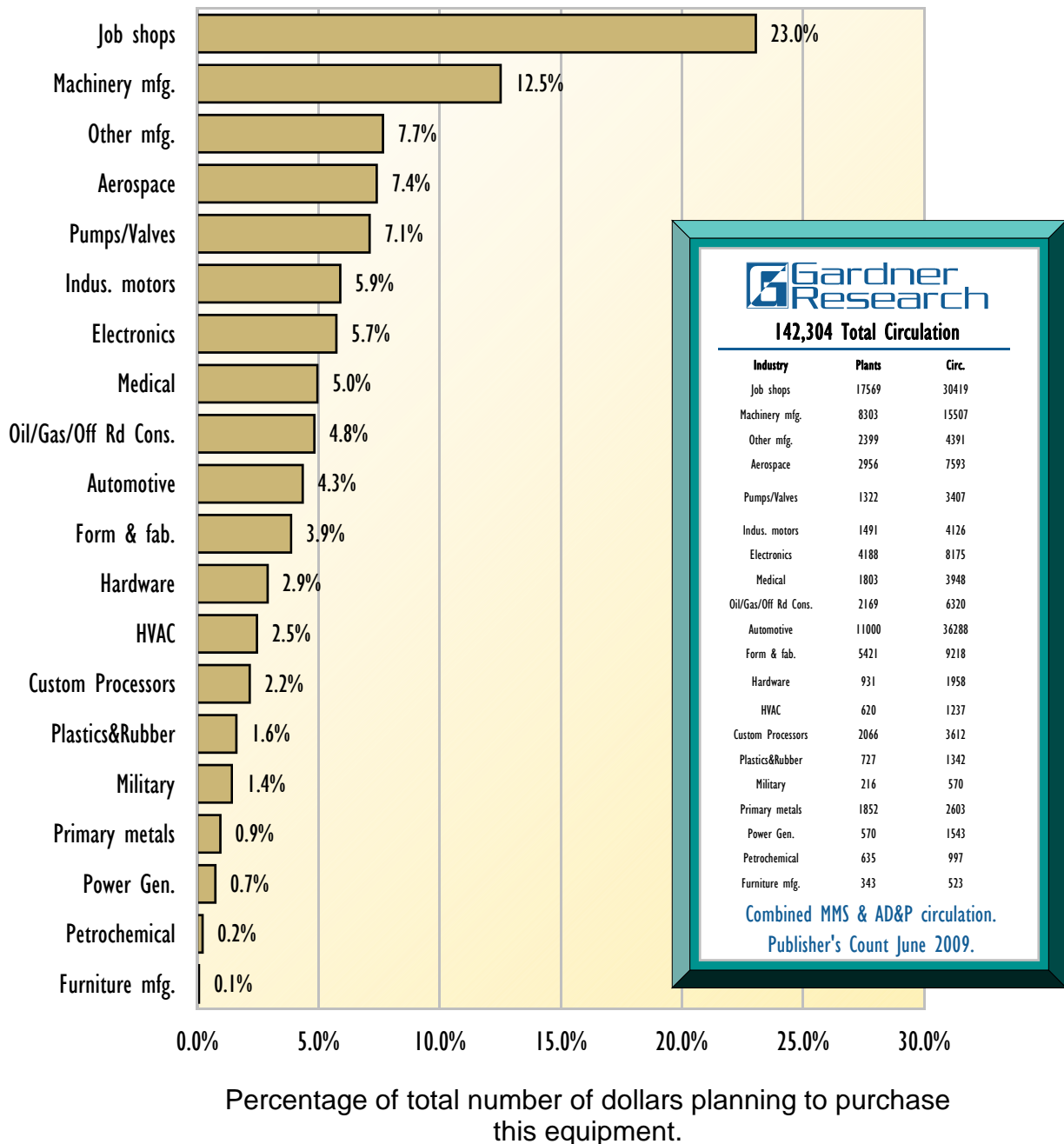


# 2010

## Tooling Survey & Forecast

Top Industry Segments: By Dollar Volume For plants planning to purchase

### Overall Drills



# 2010

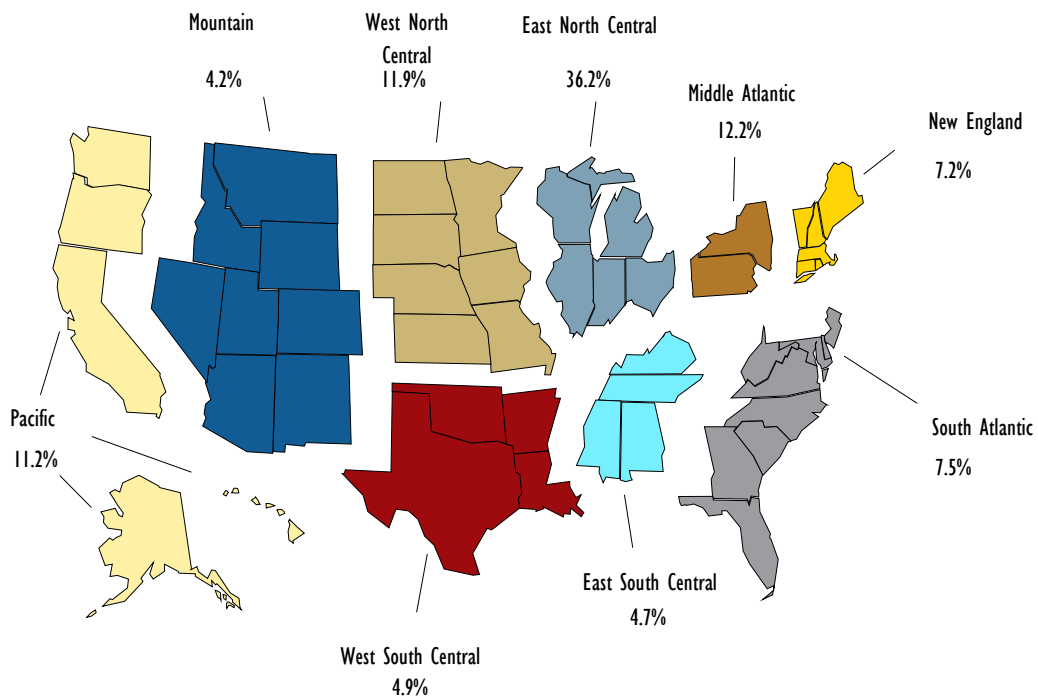
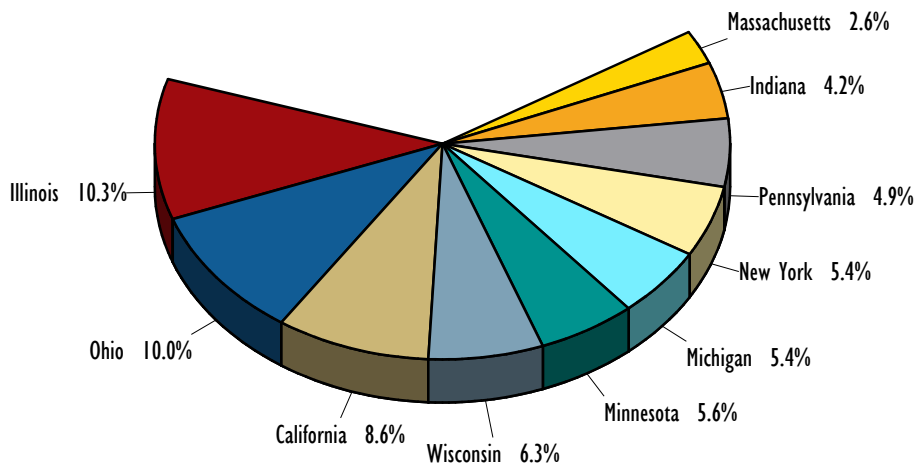
## Tooling Survey & Forecast

### Overall Drills

#### By Number of Plants

The top 5 states represent 40.9% of the plants planning to purchase this type of equipment.

The top 10 states represent 63.3% of the plants planning to purchase this type of equipment.



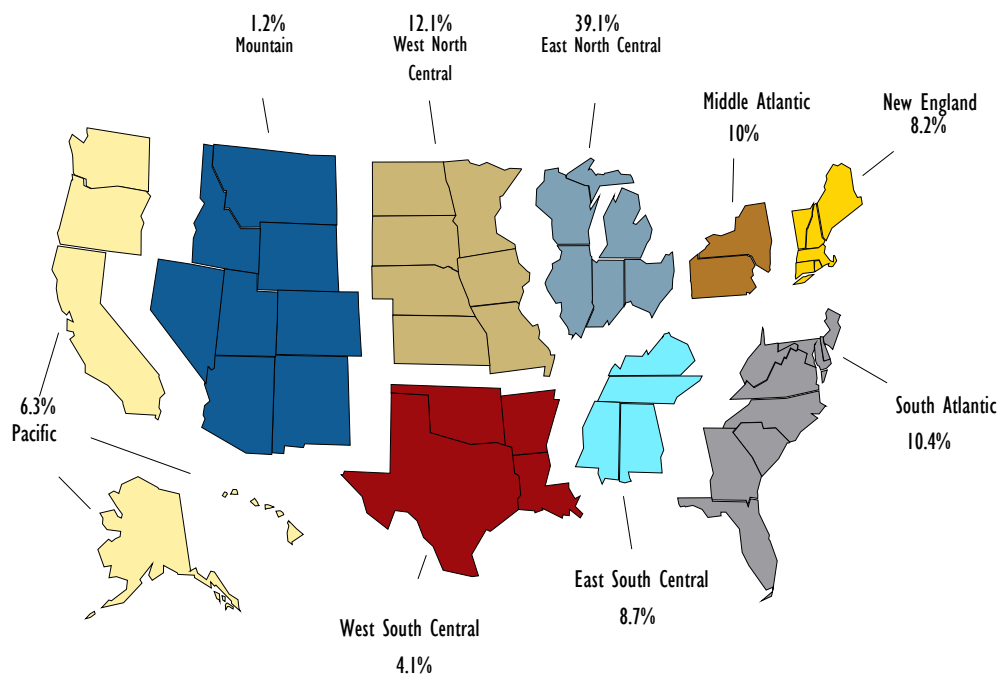
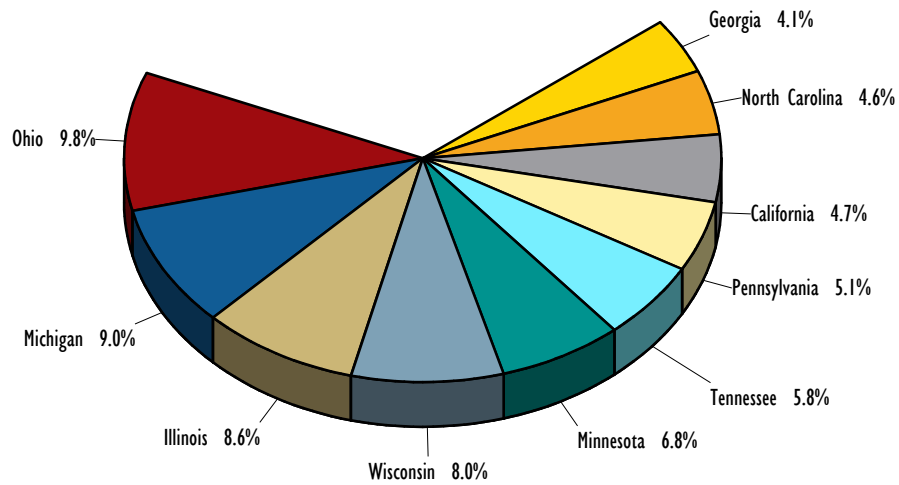
# 2010

## Tooling Survey & Forecast Overall Drills

### By Dollars

The top 5 states represent 42.2% of the dollars to be spent on this type of equipment.

The top 10 states represent 66.5% of the dollars to be spent on this type of equipment.



Capital Spending Survey

By

NAICS, Industry Grouping & Plant Size

**For: Overall Drills**

Date: 10/26/09

Note: \$\$ Figures are represented in Thousands of dollars

**Modern  
Machine  
Shop**

and

**Production  
Machining**  
The Magazine of Screw Machine Technology

Magazines

6915 Valley Ave, Cincinnati, Ohio 45244

NAICS	Description	CIRC \$\$\$	% %	-0- to -19-	-20- to -49-	-50- to -99-	-100- to -249-	-250- to -499-	-500- to -999-	-1000- to -2499-	-2500- to -4900-	-5000- & MORE
334511	Search, Detection, Navigation,	3	0.70			1	1			1		
			0.00									
336411	Aircraft Manufacturing	1	0.23	1								
		4	0.09	4								
336412	Aircraft Engine and Engine Parts	4	0.93		1	1			2			
		138	2.96		88	35			15			
336413	Other Aircraft Parts and Auxiliary	6	1.40	1	1		2	1	1			
		200	4.29	1	9		188	1	1			
<b>Aerospace</b>		<b>14</b>	<b>3.27</b>	<b>2</b>	<b>2</b>	<b>2</b>	<b>3</b>	<b>1</b>	<b>3</b>	<b>1</b>		
		<b>342</b>	<b>7.34</b>	<b>5</b>	<b>97</b>	<b>35</b>	<b>188</b>	<b>1</b>	<b>16</b>			
335222	Household Refrigerator and Home	1	0.23		1							
			0.00									
<b>Appliances</b>		<b>1</b>	<b>0.23</b>		<b>1</b>							
			<b>0.00</b>									
336111	Automobile Manufacturing	2	0.47	1	1							
		2	0.04	1	1							
336212	Truck Trailer Manufacturing	2	0.47	1	1							
		11	0.23	9	2							
336311	Carburetor, Piston, Piston Ring, and	1	0.23						1			
		3	0.06						3			
336312	Gasoline Engine and Engine Parts	1	0.23							1		
			0.00									
336322	Other Motor Vehicle Electrical and	2	0.47				1				1	
		11	0.23				9				2	
336330	Motor Vehicle Steering and	1	0.23				1					
		13	0.28				13					
336350	Motor Vehicle Transmission and	4	0.93		1		1	1	1			
		43	0.92		2		35	4	2			
336360	Motor Vehicle Seating and Interior	1	0.23				1					
		16	0.34				16					
336370	Motor Vehicle Metal Stamping	4	0.93		2		1				1	
		8	0.17		2		2				4	
336399	All Other Motor Vehicle Parts	15	3.50	2	2	1	4	5	1			
		97	2.06	17	19	1	6	53	1			
336991	Motorcycle, Bicycle, and Parts	1	0.23	1								
		1	0.02	1								
<b>Automotive</b>		<b>34</b>	<b>7.94</b>	<b>5</b>	<b>7</b>	<b>1</b>	<b>9</b>	<b>6</b>	<b>3</b>	<b>3</b>		
		<b>205</b>	<b>4.35</b>	<b>28</b>	<b>26</b>	<b>1</b>	<b>81</b>	<b>57</b>	<b>6</b>	<b>6</b>		
326199	Custom Processors	14	3.27	1	4	2	4	1	2			
		101	2.16	1	86	1	6	1	6			
<b>Custom Processors</b>		<b>14</b>	<b>3.27</b>	<b>1</b>	<b>4</b>	<b>2</b>	<b>4</b>	<b>1</b>	<b>2</b>			
		<b>101</b>	<b>2.16</b>	<b>1</b>	<b>86</b>	<b>1</b>	<b>6</b>	<b>1</b>	<b>6</b>			
333313	Office Machinery Manufacturing	1	0.23									1
		3	0.06									3
333315	Photographic and Photocopying	1	0.23			1						
			0.00									
334111	Electronic Computer Manufacturing	2	0.47									2
		6	0.13									6
334113	Computer Terminal Manufacturing	1	0.23			1						
		4	0.09			4						
334119	Other Computer Peripheral Equipment	1	0.23	1								
		1	0.02	1								

NAICS	Description	CIRC \$\$\$	% %	-0- to -19-	-20- to -49-	-50- to -99-	-100- to -249-	-250- to -499-	-500- to -999-	-1000- to -2499-	-2500- to -4900-	-5000- & MORE
334210	Telephone Apparatus Manufacturing	2	0.47				2					
		2	0.04				2					
334220	Radio and Television Broadcasting	3	0.70				2			1		
		21	0.45				3			18		
334413	Semiconductor and Related Device	2	0.47				2					
		4	0.08				4					
334417	Electronic Connector Manufacturing	1	0.23				1					
		1	0.02				1					
334419	Other Electronic Component	2	0.47		1		1					
		9	0.19		8		1					
334510	Navigational, Measuring,	2	0.47				1				1	
		8	0.17				5				3	
334513	Instruments and Related Products	2	0.47	1		1						
		1	0.02	1								
334514	Totalizing Fluid Meter and Counting	2	0.47		1				1			
		1	0.02		1							
334515	Instrument Manufacturing for	1	0.23						1			
		7	0.15						7			
334516	Analytical Laboratory Instrument	2	0.47	2								
		11	0.23	11								
334518	Watch, Clock, and Part Manufacturing	2	0.47	2								
		5	0.11	5								
334519	Other Measuring and Controlling	2	0.47	1		1						
		3	0.06	1		2						
335121	Residential Electric Lighting Fixture	1	0.23				1					
		175	3.76				175					
335314	Relay and Industrial Control	2	0.47	1			1					
		3	0.06	1			2					
335999	All Other Miscellaneous Electrical	1	0.23			1						
		2	0.04			2						
<b>Electronics, Computers &amp; Telecom</b>		<b>33</b>	<b>7.71</b>	<b>8</b>	<b>2</b>	<b>5</b>	<b>11</b>		<b>2</b>	<b>1</b>	<b>1</b>	<b>3</b>
		<b>267</b>	<b>5.70</b>	<b>20</b>	<b>9</b>	<b>8</b>	<b>193</b>		<b>7</b>	<b>18</b>	<b>3</b>	<b>9</b>
332111	Iron and Steel Forging	1	0.23				1					
		9	0.19				9					
332112	Nonferrous Forging	1	0.23						1			
		2	0.04						2			
332114	Custom Roll Forming	1	0.23		1							
		1	0.02		1							
332115	Crown and Closure Manufacturing	1	0.23				1					
		1	0.02				1					
332116	Metal Stamping	14	3.27	3	2	5	2	1	1			
		58	1.22	4	4	32	16	1	1			
332312	Fabricated Structural Metal	4	0.93	1	2		1					
		41	0.87	1	5		35					
332313	Plate Work Manufacturing	1	0.23				1					
			0.00									
332321	Metal Window and Door Manufacturing	2	0.47			1	1					
		3	0.06			2	1					
332322	Sheet Metal Work Manufacturing	5	1.17		1	1	2		1			
		23	0.49		8	11	2		2			
332323	Ornamental and Architectural Metal	1	0.23	1								
		1	0.02	1								
332431	Metal Can Manufacturing	1	0.23			1						
		1	0.02			1						

NAICS	Description	CIRC \$\$\$	% %	-0- to -19-	-20- to -49-	-50- to -99-	-100- to -249-	-250- to -499-	-500- to -999-	-1000- to -2499-	-2500- to -4900-	-5000- & MORE
332611	Spring (Heavy Gauge) Manufacturing	3	0.70		1	2						
		4	0.08		1	3						
332618	Other Fabricated Wire Product	6	1.40	1	3	1	1					
		8	0.16	1	3	1	3					
332812	Metal Coating, Engraving (except	2	0.47		1			1				
		2	0.04		2							
332999	All Other Miscellaneous Fabricated	5	1.17	3		1	1					
		27	0.58	22		2	3					
<b>Forming &amp; Fabricating (non-auto)</b>		<b>48</b>	<b>11.2</b>	9	11	12	11	2	3			
		<b>181</b>	<b>3.81</b>	29	24	52	70	1	5			
337127	Institutional Furniture Manufacturing	1	0.23						1			
		3	0.06						3			
<b>Furniture Manufacturing</b>		<b>1</b>	<b>0.23</b>						1			
		<b>3</b>	<b>0.06</b>						3			
332212	Hand and Edge Tool Manufacturing	4	0.93		1		1	2				
		26	0.55		1		3	22				
332510	Hardware Manufacturing	4	0.93	1			1	1	1			
		109	2.34	18			75	2	14			
<b>Hardware</b>		<b>8</b>	<b>1.87</b>	1	1		2	3	1			
		<b>135</b>	<b>2.89</b>	18	1		78	24	14			
332410	Power Boiler and Heat Exchanger	1	0.23		1							
		28	0.60		28							
333411	Air Purification Equipment	1	0.23					1				
		3	0.06					3				
333414	Heating Equipment (except Warm Air	1	0.23			1						
		75	1.61			75						
333415	Air-Conditioning and Warm Air Heating	2	0.47	1				1				
		3	0.06	1				2				
334512	Automatic Environmental Control	1	0.23				1					
		5	0.11				5					
<b>HVAC</b>		<b>6</b>	<b>1.40</b>	1	1	1	1	2				
		<b>114</b>	<b>2.44</b>	1	28	75	5	5				
333612	Speed Changer, Industrial High-Speed	2	0.47			1	1					
		12	0.25			3	9					
333613	Mechanical Power Transmission	1	0.23	1								
			0.00									
333618	Other Engine Equipment	2	0.47	1					1			
		39	0.84	1					38			
333995	Fluid Power Cylinder and Actuator	2	0.47		1		1					
		43	0.93		5		38					
333996	Fluid Power Pump and Motor	1	0.23				1					
		175	3.76				175					
335312	Motor and Generator Manufacturing	1	0.23				1					
		3	0.06				3					
<b>Industrial Motors, Hydraulic &amp;</b>		<b>9</b>	<b>2.10</b>	2	1	1	4		1			
		<b>272</b>	<b>5.84</b>	1	5	3	225		38			
333292	Textile Machinery Manufacturing	1	0.23		1							
		2	0.04		2							
333294	Food Product Machinery	2	0.47			1		1				
		82	1.77			44		38				

NAICS	Description	CIRC \$\$\$	% %	-0- to -19-	-20- to -49-	-50- to -99-	-100- to -249-	-250- to -499-	-500- to -999-	-1000- to -2499-	-2500- to -4900-	-5000- & MORE
333298	All Other Industrial Machinery	4	0.93	1		2					1	
		34	0.73	18		13					3	
333319	Other Commercial and Service	3	0.70	2	1							
		9	0.19	3	6							
333512	Machine Tool (Metal Cutting Types)	6	1.40	2	3		1					
		19	0.40	4	10		5					
333513	Machine Tool (Metal Forming Types)	3	0.70	1			2					
		148	3.18	3			145					
333515	Cutting Tool and Machine Tool	10	2.34	3	2	4	1					
		68	1.45	9	7	50	2					
333518	Other Metalworking Machinery	1	0.23			1						
		2	0.04			2						
333922	Conveyor and Conveying Equipment	1	0.23					1				
		13	0.28					13				
333923	Overhead Traveling Crane, Hoist, and	1	0.23					1				
		63	1.36					63				
333924	Industrial Truck, Tractor, Trailer, and	1	0.23									1
		19	0.41									19
333991	Power-Driven Handtool Manufacturing	2	0.47			1		1				
		2	0.04			1		1				
333992	Welding and Soldering Equipment	1	0.23			1						
		18	0.39			18						
333994	Industrial Process Furnace and Oven	1	0.23	1								
		1	0.02	1								
333999	All Other Miscellaneous General	14	3.27	9	1	2	1			1		
		105	2.24	23	3	15	8			56		
<b>Machinery Manufacturing</b>		<b>51</b>	<b>11.9</b>	19	8	12	5	4		1		2
		<b>585</b>	<b>12.5</b>	61	28	143	160	115		56		22
333314	Optical Instrument and Lens	1	0.23		1							
		3	0.06		3							
339112	Surgical and Medical Instrument	7	1.64	1	1	1	2	1	1			
		109	2.33	2	9	1	27	35	35			
339113	Surgical Appliance and Supplies	4	0.93	3	1							
		76	1.63	75	1							
339115	Ophthalmic Goods Manufacturing	2	0.47				1	1				
		41	0.88				32	9				
<b>Medical</b>		<b>14</b>	<b>3.27</b>	4	3	1	3	2	1			
		<b>229</b>	<b>4.90</b>	77	13	1	59	44	35			
332710	Machine Shops	84	19.6	41	24	10	5	4				
		917	19.6	75	95	147	351	249				
332721	Precision Turned Product	8	1.87	4	1	3						
		28	0.60	8	4	16						
332722	Bolt, Nut, Screw, Rivet, and Washer	3	0.70		2	1						
		12	0.25		10	2						
333511	Industrial Mold Manufacturing	6	1.40	2	2		2					
		40	0.85	3	3		34					
333514	Special Die and Tool, Die Set, Jig, and	23	5.37	13	4	4	2					
		77	1.63	41	7	13	16					
<b>Metalcutting Job Shops/Screw</b>		<b>124</b>	<b>29.0</b>	60	33	18	9	4				
		<b>1074</b>	<b>23.0</b>	127	119	178	401	249				
332992	Small Arms Ammunition	3	0.70		1			1				1
		65	1.40		3			18				44

NAICS	Description	CIRC \$\$\$	% %	-0- to -19-	-20- to -49-	-50- to -99-	-100- to -249-	-250- to -499-	-500- to -999-	-1000- to -2499-	-2500- to -4900-	-5000- & MORE
332994	Small Arms Manufacturing	1	0.23	1								
		1	0.02	1								
<b>Military</b>		<b>4</b>	<b>0.93</b>	1	1			1				1
		<b>66</b>	<b>1.42</b>	1	3			18				44
333111	Farm Machinery and Equipment	3	0.70	1			1	1				
		29	0.62	2			18	9				
333120	Construction Machinery Manufacturing	4	0.93	2	1					1		
		68	1.46	32	1					35		
333131	Mining Machinery and Equipment	2	0.47		1	1						
		121	2.60		1	120						
333132	Oil and Gas Field Machinery and	1	0.23							1		
		4	0.09							4		
<b>Oil &amp; Gas, Mining, Off-Road</b>		<b>10</b>	<b>2.34</b>	3	2	1	1	1		2		
		<b>222</b>	<b>4.77</b>	34	2	120	18	9		39		
332991	Ball and Roller Bearing Manufacturing	2	0.47				1		1			
		44	0.94				35		9			
333921	Elevator and Moving Stairway	1	0.23		1							
		4	0.09		4							
335991	Carbon and Graphite Product	1	0.23		1							
		1	0.02		1							
339911	Jewelry (except Costume)	1	0.23					1				
		2	0.04					2				
339920	Sporting and Athletic Goods	1	0.23				1					
		18	0.39				18					
339950	Sign Manufacturing	1	0.23				1					
		1	0.02				1					
339991	Gasket, Packing, and Sealing Device	2	0.47						2			
		218	4.69						218			
339993	Fastener, Button, Needle, and Pin	1	0.23				1					
		3	0.06				3					
339999	All Other Miscellaneous Manufacturing	2	0.47					1	1			
		64	1.38					38	26			
<b>Other Manufacturing</b>		<b>12</b>	<b>2.80</b>		2		4	2	4			
		<b>355</b>	<b>7.63</b>		5		57	40	253			
324199	All Other Petroleum and Coal Products	1	0.23	1								
		1	0.02	1								
325110	Petrochemical Manufacturing	1	0.23		1							
		6	0.13		6							
325222	Noncellulosic Organic Fiber	1	0.23				1					
		3	0.06				3					
<b>Petrochemical Processors</b>		<b>3</b>	<b>0.70</b>	1	1		1					
		<b>10</b>	<b>0.21</b>	1	6		3					
326112	Plastics Packaging Film and Sheet	1	0.23				1					
		9	0.19				9					
326122	Plastics Pipe and Pipe Fitting	1	0.23		1							
		31	0.67		31							
326150	Urethane and Other Foam Product	1	0.23				1					
		1	0.02				1					
326220	Rubber and Plastics Hoses and	2	0.47				2					
		28	0.60				28					
326291	Rubber Product Manufacturing for	1	0.23						1			
		1	0.02						1			

NAICS	Description	CIRC \$\$\$	% %	-0- to -19-	-20- to -49-	-50- to -99-	-100- to -249-	-250- to -499-	-500- to -999-	-1000- to -2499-	-2500- to -4900-	-5000- & MORE
326299	All Other Rubber Product	3	0.70		1	1		1				
		4	0.08		2	1		1				
<b>Plastics &amp; Rubber</b>		<b>9</b>	<b>2.10</b>		2	1	4	1	1			
		<b>74</b>	<b>1.58</b>		33	1	38	1	1			
333611	Turbine and Turbine Generator Set	1	0.23				1					
		2	0.04				2					
335311	Power, Distribution, and Specialty	1	0.23				1					
		9	0.19				9					
335931	Current-Carrying Wiring Device	5	1.17	1		1	2	1				
		24	0.51	3		1	7	13				
335932	Noncurrent-Carrying Wiring Device	2	0.47				1	1				
		2	0.04				1	1				
<b>Power Generation</b>		<b>9</b>	<b>2.10</b>	1		1	5	2				
		<b>37</b>	<b>0.78</b>	3		1	19	14				
331111	Iron and Steel Mills	1	0.23		1							
		2	0.04		2							
331315	Aluminum Sheet, Plate, and Foil	1	0.23	1								
		1	0.02	1								
331316	Aluminum Extruded Product	1	0.23		1							
		4	0.09		4							
331511	Iron Foundries	1	0.23					1				
		31	0.67					31				
331513	Steel Foundries (except Investment)	1	0.23			1						
		3	0.06			3						
331522	Nonferrous (except Aluminum)	1	0.23			1						
		2	0.04			2						
331525	Copper Foundries (except	1	0.23			1						
		1	0.02			1						
331528	Other Nonferrous Foundries (except	1	0.23				1					
		1	0.02				1					
<b>Primary Metals</b>		<b>8</b>	<b>1.87</b>	1	2	3	1	1				
		<b>45</b>	<b>0.96</b>	1	6	6	1	31				
541380	Testing Laboratories	1	0.23	1								
		3	0.06	3								
<b>Professional, Scientific &amp; Technical</b>		<b>1</b>	<b>0.23</b>	1								
		<b>3</b>	<b>0.06</b>	3								
332911	Industrial Valve Manufacturing	2	0.47				1	1				
		74	1.59				56	18				
332912	Fluid Power Valve and Hose Fitting	3	0.70			1		1	1			
		150	3.23			18		83	49			
332919	Other Metal Valve and Pipe Fitting	4	0.93	1			1	2				
		89	1.91	2			68	19				
332998	Enameled Iron and Metal Sanitary	1	0.23							1		
		3	0.06							3		
333911	Pump and Pumping Equipment	4	0.93	2	1					1		
		12	0.25	2	1					9		
<b>Pumps, Valves &amp; Plumbing Products</b>		<b>14</b>	<b>3.27</b>	3	1	1	2	4	3			
		<b>328</b>	<b>7.04</b>	4	1	18	124	120	61			
928110	National Security	1	0.23	1								
		1	0.02	1								

NAICS	Description	CIRC \$\$\$	% %	-0- to -19-	-20- to -49-	-50- to -99-	-100- to -249-	-250- to -499-	-500- to -999-	-1000- to -2499-	-2500- to -4900-	-5000- & MORE
Public Administration		1	0.23	1								
		1	0.02	1								

# OVERALL TOTALS

	<b>CIRC</b>	<b>%</b>	<b>-0-</b>	<b>-20-</b>	<b>-50-</b>	<b>-100-</b>	<b>-250-</b>	<b>-500-</b>	<b>-1000-</b>	<b>-2500-</b>	<b>-5000-</b>
	<b>\$\$\$</b>	<b>%</b>	<b>to</b>	<b>to</b>	<b>to</b>	<b>to</b>	<b>to</b>	<b>to</b>	<b>to</b>	<b>to</b>	<b>&amp;</b>
			<b>-19-</b>	<b>-49-</b>	<b>-99-</b>	<b>-249-</b>	<b>-499-</b>	<b>-999-</b>	<b>-2499-</b>	<b>-4900-</b>	<b>MORE</b>
<b>Overall</b>	428	100.00	124	85	62	80	37	25	8	4	3
	4649	100.00	416	492	643	1726	730	445	119	69	9

**Overall Drills  
- Geographical Summary -**

<b>State</b>	<b>Plants</b>	<b>Percent</b>	<b>Budget</b>	<b>Percent</b>
Connecticut	9	2.10	49	1.03
Maine	3	0.70	182	3.91
Massachusetts	11	2.57	73	1.55
New Hampshire	6	1.40	17	0.36
Vermont	2	0.47	57	1.22
<b>New England</b>	<b>31</b>	<b>7.24 %</b>	<b>378</b>	<b>8.07 %</b>
New Jersey	8	1.87	111	2.36
New York	23	5.37	119	2.54
Pennsylvania	21	4.91	240	5.13
<b>Mid-Atlantic</b>	<b>52</b>	<b>12.15 %</b>	<b>470</b>	<b>10.03 %</b>
Illinois	44	10.28	402	8.60
Indiana	18	4.21	170	3.65
Michigan	23	5.37	414	8.88
Ohio	43	10.05	455	9.73
Wisconsin	27	6.31	371	7.95
<b>E. N. Central</b>	<b>155</b>	<b>36.21 %</b>	<b>1,812</b>	<b>38.81 %</b>
Iowa	8	1.87	34	0.72
Kansas	2	0.47	20	0.43
Minnesota	24	5.61	316	6.74
Missouri	9	2.10	64	1.37
Nebraska	6	1.40	120	2.58
South Dakota	2	0.47	10	0.21
<b>W. N. Central</b>	<b>51</b>	<b>11.92 %</b>	<b>564</b>	<b>12.05 %</b>
Florida	7	1.64	32	0.68
Georgia	9	2.10	187	4.01
Maryland	1	0.23	0	0.00
North Carolina	7	1.64	213	4.58
South Carolina	5	1.17	44	0.94
Virginia	2	0.47	2	0.04
West Virginia	1	0.23	2	0.04
<b>S. Atlantic</b>	<b>32</b>	<b>7.48 %</b>	<b>480</b>	<b>10.29 %</b>
Alabama	3	0.70	43	0.93
Kentucky	9	2.10	53	1.12
Mississippi	1	0.23	38	0.82
Tennessee	7	1.64	266	5.71
<b>E. S. Central</b>	<b>20</b>	<b>4.67 %</b>	<b>400</b>	<b>8.58 %</b>
Arkansas	2	0.47	5	0.11
Louisiana	1	0.23	63	1.36
Oklahoma	7	1.64	47	1.00
Texas	11	2.57	77	1.65
<b>W. S. Central</b>	<b>21</b>	<b>4.91 %</b>	<b>192</b>	<b>4.12 %</b>
Arizona	7	1.64	13	0.27
Colorado	3	0.70	4	0.08
Montana	4	0.93	8	0.16
New Mexico	1	0.23	3	0.06
Utah	2	0.47	27	0.58
Wyoming	1	0.23	3	0.06
<b>Mountain</b>	<b>18</b>	<b>4.21 %</b>	<b>58</b>	<b>1.21 %</b>
California	37	8.64	222	4.75
Oregon	1	0.23	1	0.02
Washington	10	2.34	72	1.53
<b>Pacific</b>	<b>48</b>	<b>11.21 %</b>	<b>295</b>	<b>6.30 %</b>

**Total Plants**

**428**

**Total Dollars**

**4,649**