
2007

Capital Spending Survey & Forecast

• Machine Tools • Assembly • Gaging • Material Handling • Welding •
Plastic Molding • Finishing Equipment

Plants Planning to Purchase

Overall Metalcutting

2007

Capital Spending Survey & Forecast

Table of Contents

Projected Spending By Equipment Type	3
Projected Spending By Machine Type	4
Projected Spending for New, Used and Rebuilt Equipment	5
Actual Spending By Plant Size	6
Actual Average Spending By Plant Size	7
Actual Spending By 2-Digit SIC	8
Actual Average Spending By 2-Digit SIC	9
Actual Number of Plants Planning To Purchase By Industry Segment	10
Actual Dollar Volume of Plants Planning To Purchase By Industry Segment	11
Actual Number of Plants Planning To Purchase By State	12
Actual Dollar Volume of Plants Planning To Purchase By State	13
Actual 4-Digit SIC & Geographical Summary	14

Definitions:

Projected: Based on survey returns these are our estimates of the total amount of dollars to be spent.

Actual: These are actual summations from the surveys that were returned (Not Projections).

Caution:

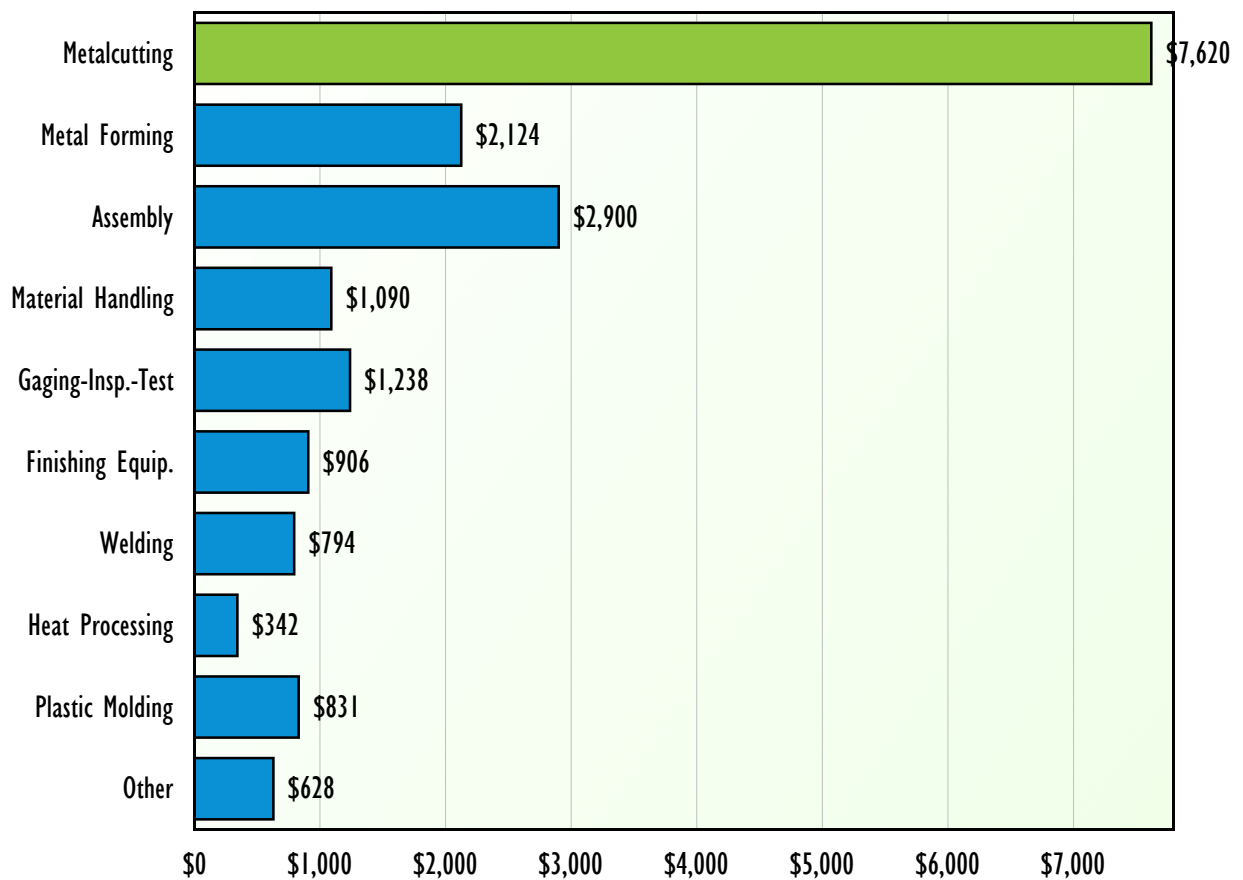
The projections represented in this report are based on surveys returned. Caution should be used when reviewing this report. Projections based on a small number of survey returns may be quite variable and could be misinterpreted.

2007

Capital Spending Survey & Forecast

Projected Equipment Expenditures

By Type of Equipment



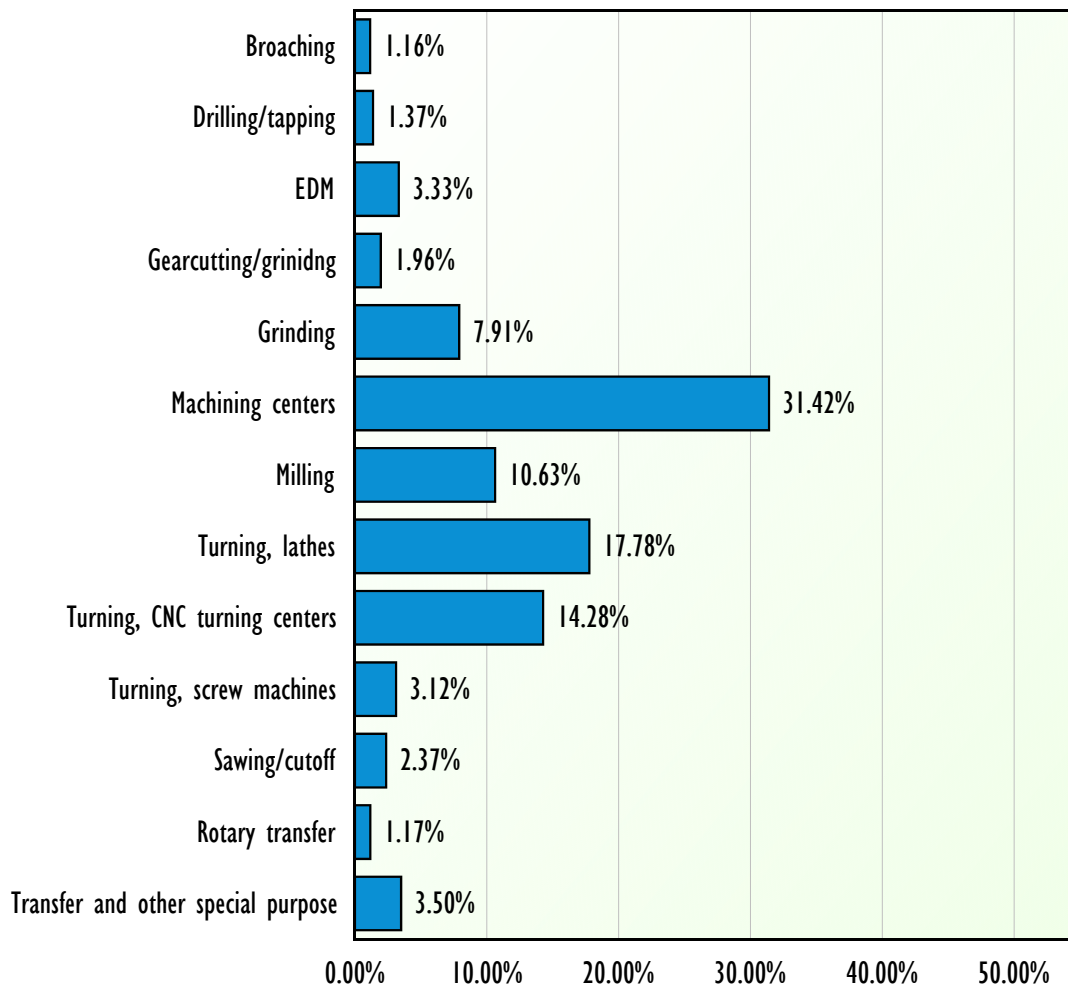
Dollar figures are represented in millions of dollars

2007

Capital Spending Survey & Forecast

Overall Metalcutting Equipment

By Machine Type



Total Projected Spending For Metalcutting Equipment is \$7,620 million.

2007

Capital Spending Survey & Forecast

Projected Spending for New, Used & Rebuilt Equipment

Overall Metalcutting

Industry Segment	Dollars
Automotive	\$1,408,864,264
Aerospace	\$849,555,286
Metalcutting Job Shops/Screw Machine Products	\$828,066,848
Machinery Manufacturing	\$714,376,249
Forming & Fabricating (non-auto)	\$622,936,089
Pumps, Valves & Plumbing Products	\$488,595,254
Electronics, Computers & Telecom	\$446,837,581
Power Generation	\$432,816,757
Oil & Gas, Mining, Off-Road Construction	\$405,003,708
Industrial Motors, Hydraulic & Mechanical Comp.	\$393,649,888
Medical	\$381,610,267
Other Manufacturing	\$227,762,198
Hardware	\$164,058,887
Ship Building	\$98,298,172
Furniture Manufacturing	\$55,397,497
HVAC	\$52,654,292
Military	\$30,556,253
Custom Processors	\$8,153,414
Primary Metals	\$3,886,207
Appliances	\$3,505,206
Total	\$7,620,013,325

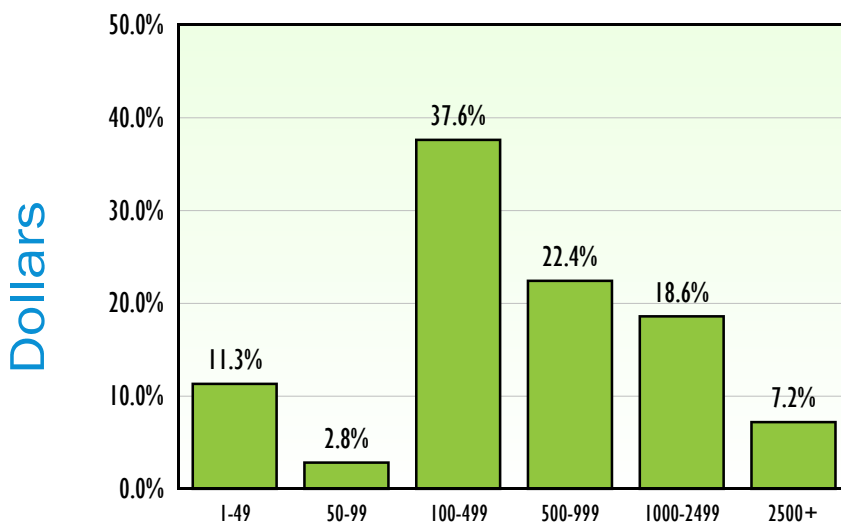
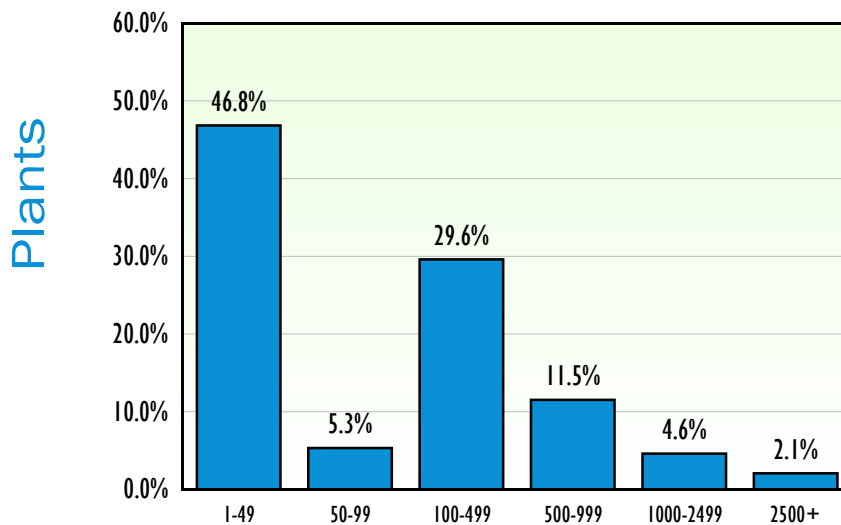
Plant Size	Dollars
1-49	\$2,887,129,761
50-99	\$1,012,839,240
100-499	\$2,455,251,421
500-999	\$614,773,439
1000-2499	\$383,464,932
2500+	\$331,209,190
Total	\$7,620,013,325

2007

Capital Spending Survey & Forecast

Plants Planning to Purchase By Plant Size

Overall Metalcutting

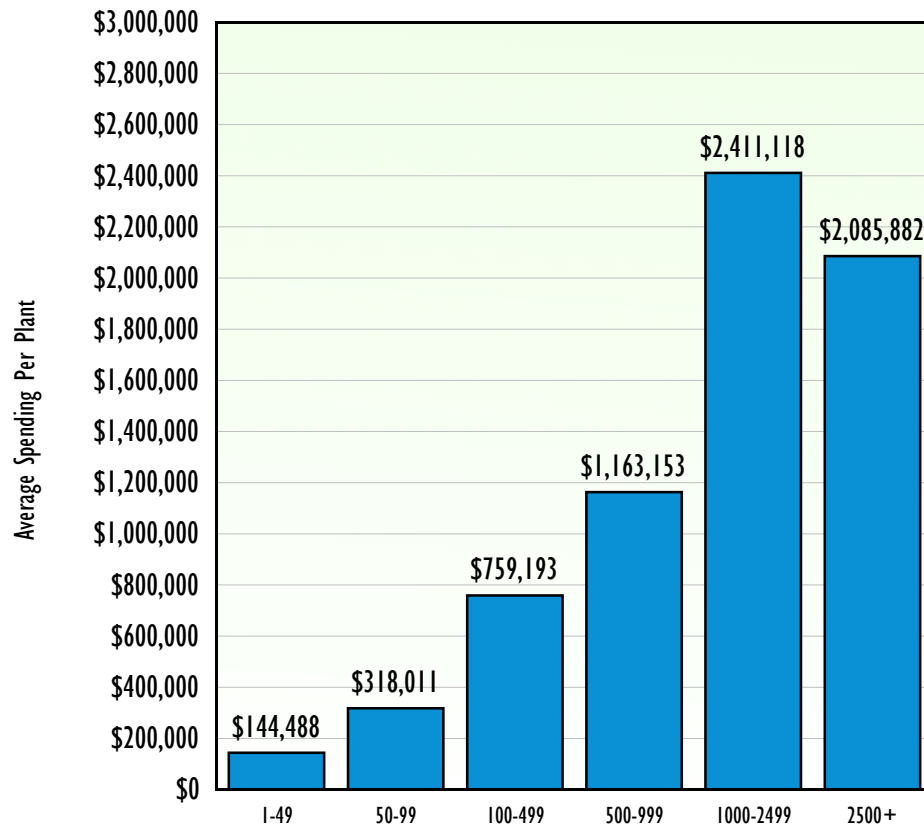


2007

Capital Spending Survey & Forecast

Average Spending Per Plant By Plant Size

Overall Metalcutting

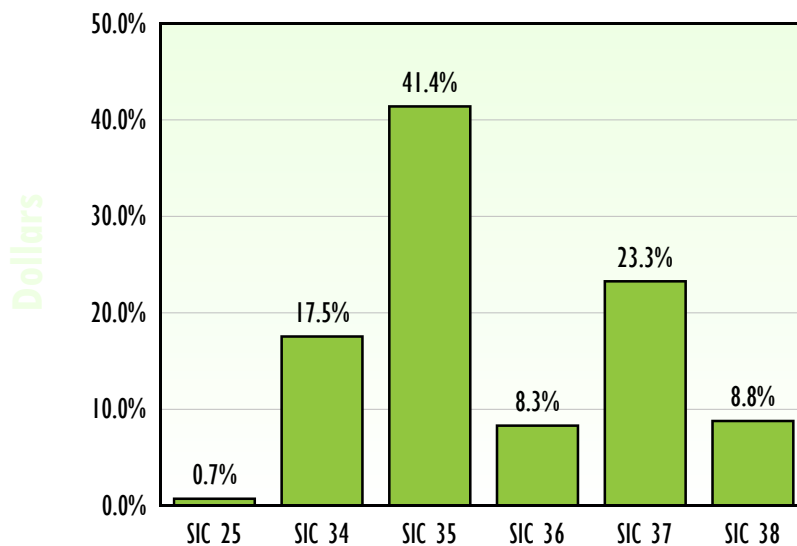
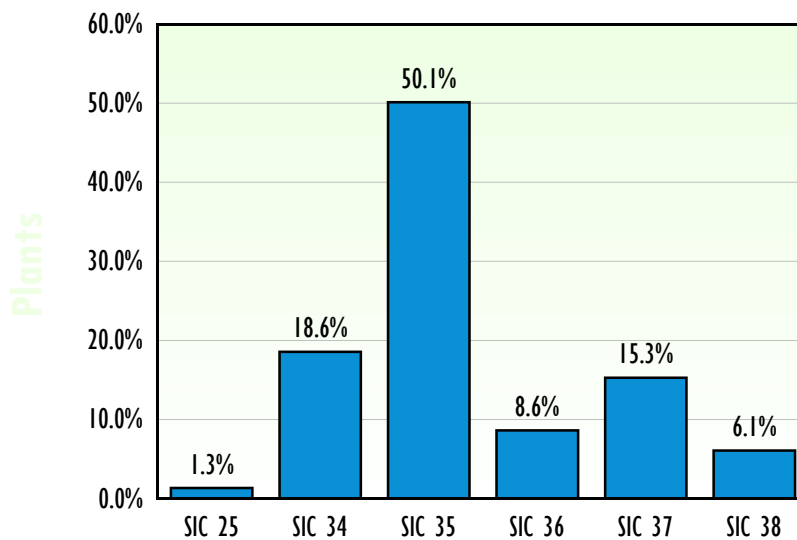


2007

Capital Spending Survey & Forecast

Plants Planning to Purchase By 2-Digit SIC

Overall Metalcutting

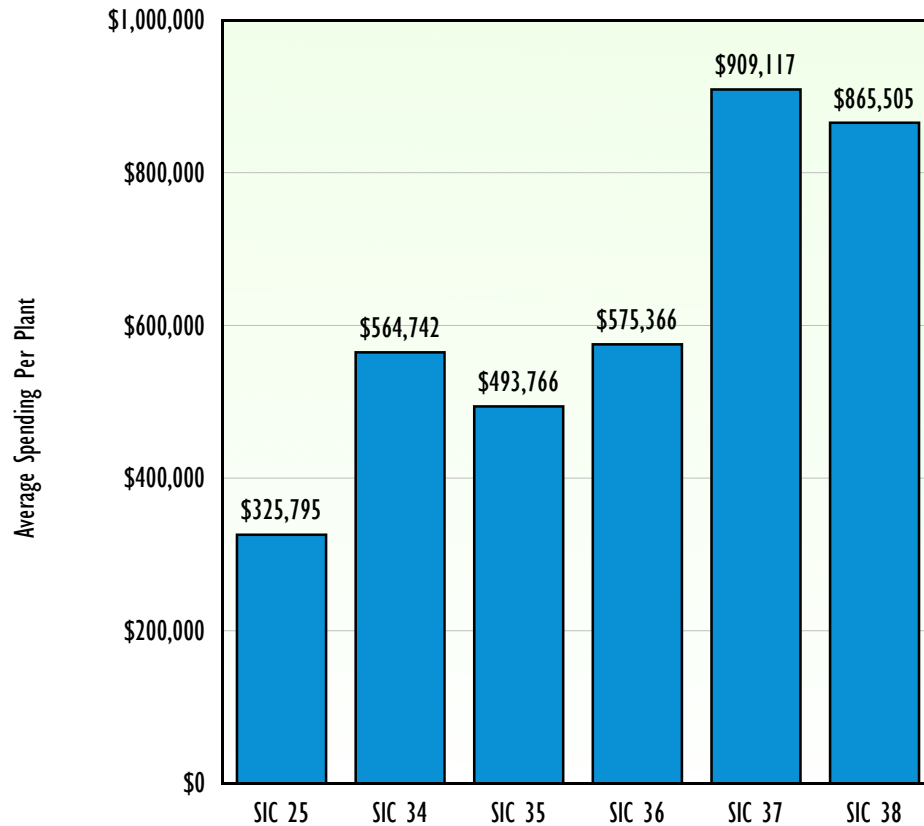


2007

Capital Spending Survey & Forecast

Average Spending Per Plant By 2-Digit SIC

Overall Metalcutting

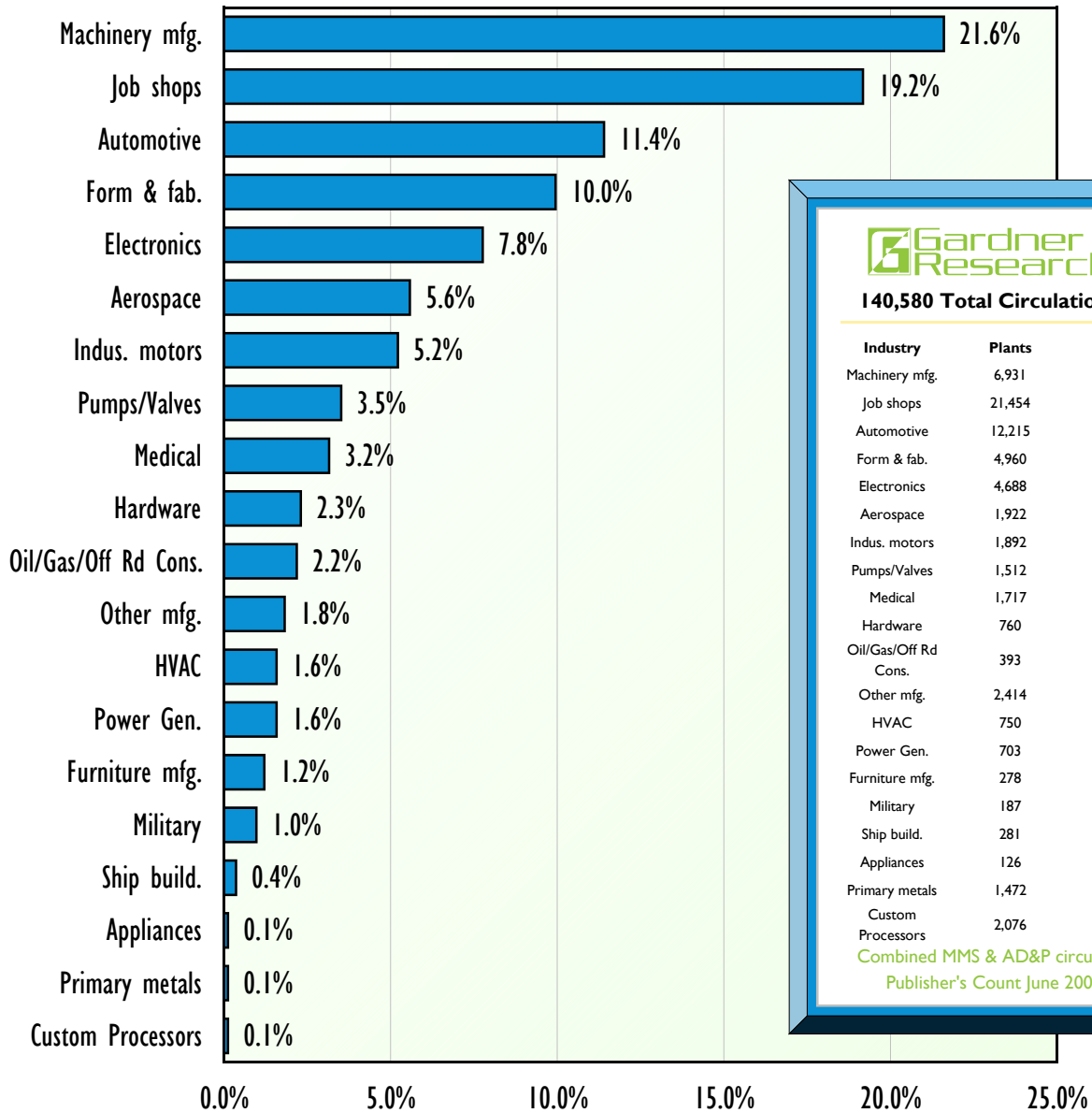



2007

Capital Spending Survey & Forecast

Top Industry Segments: By Number of Plants For Plants Planning to Purchase

Overall Metalcutting





140,580 Total Circulation

Industry	Plants	Circ.
Machinery mfg.	6,931	13,366
Job shops	21,454	36,283
Automotive	12,215	42,210
Form & fab.	4,960	8,188
Electronics	4,688	8,939
Aerospace	1,922	5,069
Indus. motors	1,892	5,142
Pumps/Valves	1,512	3,704
Medical	1,717	4,782
Hardware	760	1,796
Oil/Gas/Off Rd Cons.	393	823
Other mfg.	2,414	4,540
HVAC	750	1,535
Power Gen.	703	1,744
Furniture mfg.	278	443
Military	187	423
Ship build.	281	470
Appliances	126	281
Primary metals	1,472	3,148
Custom Processors	2,076	3,997

*Combined MMS & AD&P circulation.
Publisher's Count June 2006..*

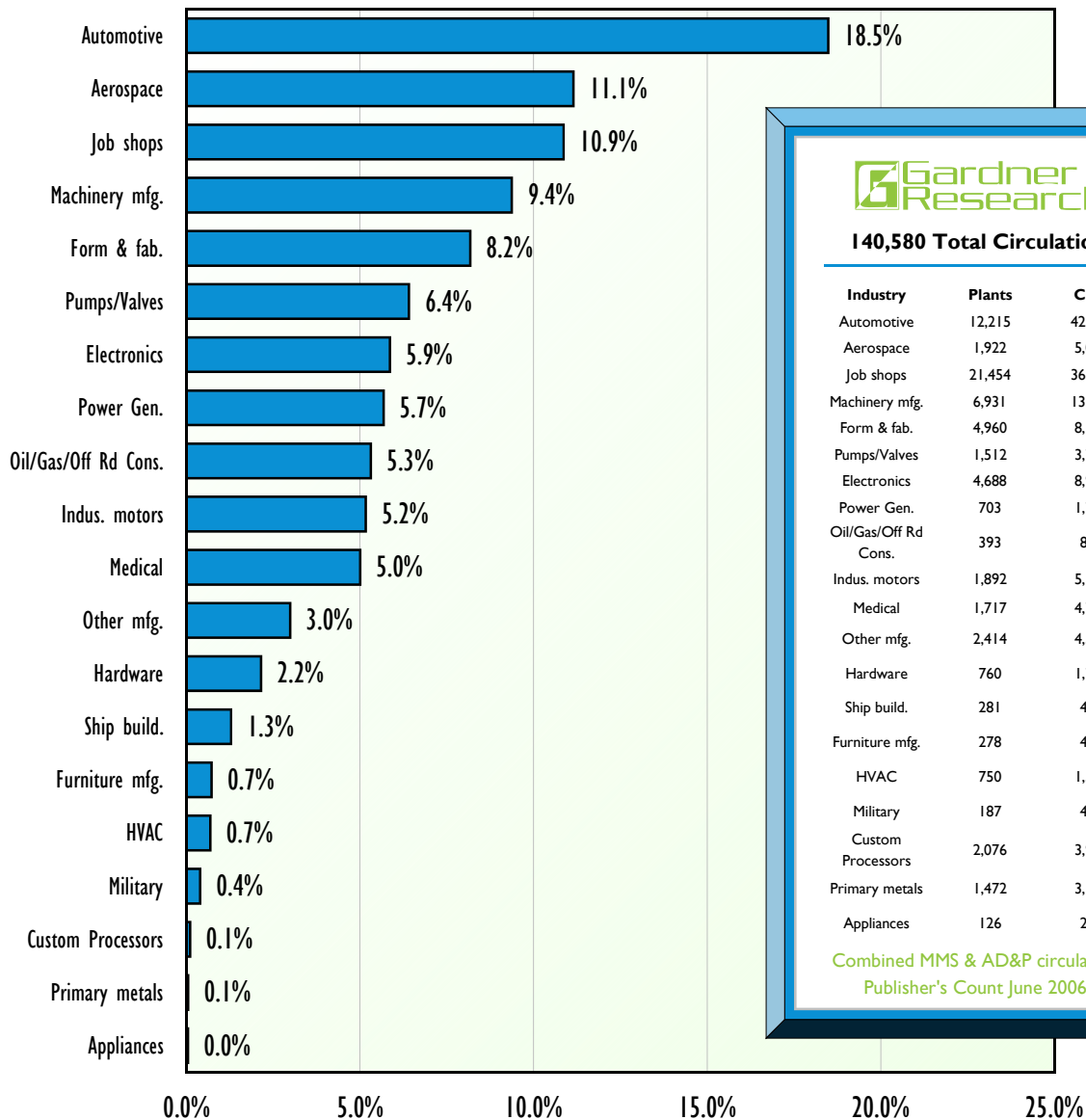
Percentage of total number of plants planning to purchase this equipment.

2007

Capital Spending Survey & Forecast

Top Industry Segments: By Dollar Volume For plants planning to purchase

Overall Metalcutting



Gardner Research

140,580 Total Circulation

Industry	Plants	Circ.
Automotive	12,215	42,210
Aerospace	1,922	5,069
Job shops	21,454	36,283
Machinery mfg.	6,931	13,366
Form & fab.	4,960	8,188
Pumps/Valves	1,512	3,704
Electronics	4,688	8,939
Power Gen.	703	1,744
Oil/Gas/Off Rd Cons.	393	823
Indus. motors	1,892	5,142
Medical	1,717	4,782
Other mfg.	2,414	4,540
Hardware	760	1,796
Ship build.	281	470
Furniture mfg.	278	443
HVAC	750	1,535
Military	187	423
Custom Processors	2,076	3,997
Primary metals	1,472	3,148
Appliances	126	281

Combined MMS & AD&P circulation.
 Publisher's Count June 2006.

Percentage of total number of plants planning to purchase this equipment.

2007

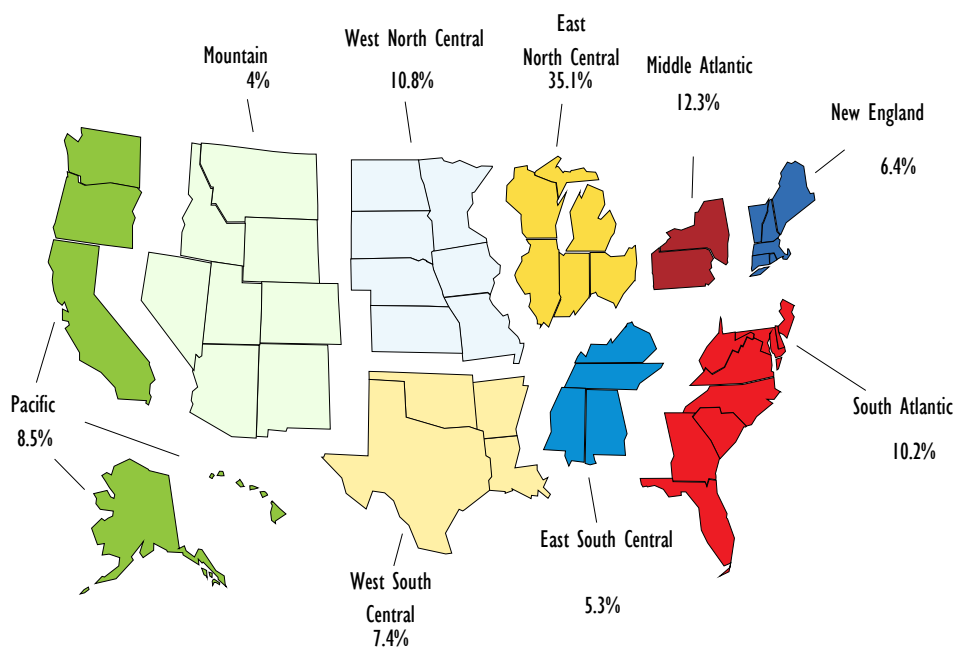
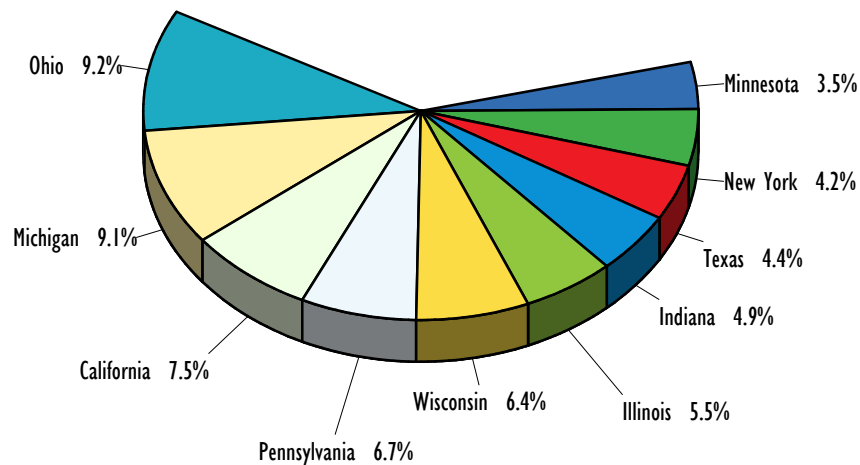
Capital Spending Survey & Forecast

Overall Metalcutting

By Number of Plants

The top 5 states represent 39.0% of the plants planning to purchase this type of equipment.

The top 10 states represent 61.4% of the plants planning to purchase this type of equipment.



2007

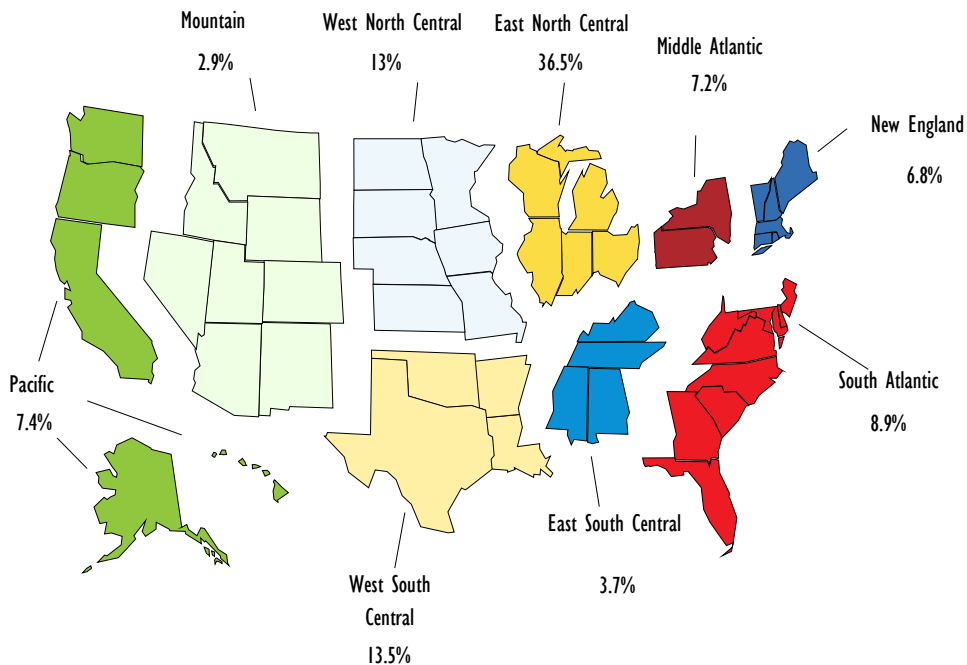
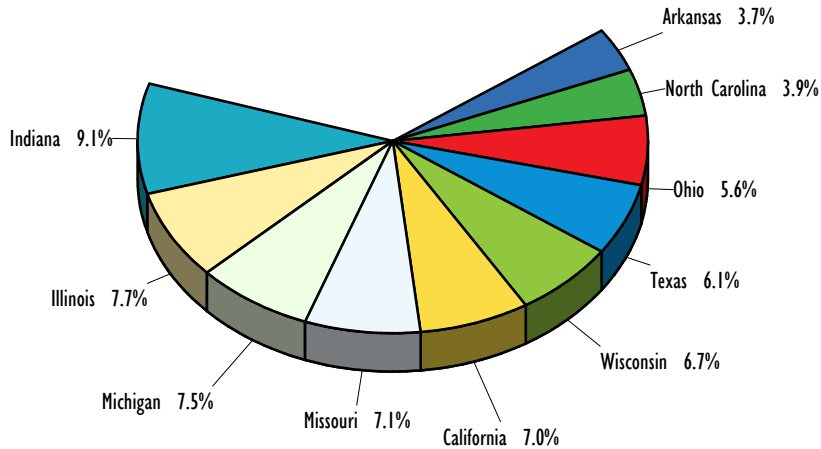
Capital Spending Survey & Forecast

Overall Metalcutting

By Dollars

The top 5 states represent 38.4% of the dollars to be spent on this type of equipment.

The top 10 states represent 64.4% of the dollars to be spent on this type of equipment.



Capital Spending Survey

By

NAICS, Industry Grouping & Plant Size

For: Overall Metalcutting

Date: 09/20/06

Note: \$\$ Figures are represented in Thousands of dollars

AUTOMOTIVE DESIGN
and PRODUCTION

and **Modern
Machine
Shop** Magazines

6915 Valley Ave, Cincinnati, Ohio 45244

NAICS	Description	CIRC \$\$\$	% %	-0- to -19-	-20- to -49-	-50- to -99-	-100- to -249-	-250- to -499-	-500- to -999-	-1000- to -2499-	-2500- to -4900-	-5000- & MORE
334511	Search, Detection, Navigation,	8	0.97		2			1	2	3		
		15270	3.09		131			150	308	14681		
336410	Aerospace Product and Parts	1	0.12	1								
		25	0.01	25								
336411	Aircraft Manufacturing	5	0.61				1	2				2
		1800	0.37				150	585				1065
336412	Aircraft Engine and Engine Parts	5	0.61			1		2			1	1
		9300	1.90			75		2100			6000	1125
336413	Other Aircraft Parts and Auxiliary	18	2.18	4	4	2	1	4	2	1		
		14433	2.93	345	2193	515	56	9748	1488	88		
336414	Guided Missile and Space Vehicle	3	0.36					1	1			1
		2255	0.46					385	120			1750
336419	Other Guided Missile and Space	6	0.73		1			4	1			
		11838	2.39		200			8263	3375			
Aerospace		46	5.58	5	7	3	2	14	6	4	1	4
		54921	11.2	370	2524	590	206	21231	5291	14769	6000	3940
335221	Household Cooking Appliance	1	0.12						1			
		225	0.05						225			
Appliances		1	0.12						1			
		225	0.05						225			
336111	Automobile Manufacturing	5	0.61	2						1		2
		3956	0.80	61						75		3820
336120	Heavy Duty Truck Manufacturing	2	0.24		1			1				
		33	0.01		3			30				
336211	Motor Vehicle Body Manufacturing	6	0.73			2		2	2			
		408	0.08			23		65	320			
336212	Truck Trailer Manufacturing	4	0.49		1		1	1	1			
		229	0.05		23		25	175	6			
336213	Motor Home Manufacturing	2	0.24					1	1			
		468	0.10					30	438			
336214	Travel Trailer and Camper	3	0.36	2				1				
		113	0.02	25				88				
336311	Carburetor, Piston, Piston Ring, and	4	0.49	1				2	1			
		2560	0.53	150				410	2000			
336312	Gasoline Engine and Engine Parts	7	0.85	2	1	1	1	1	1			
		19827	4.01	31	1488	2250	1050	8	15000			
336321	Vehicular Lighting Equipment	1	0.12	1								
		8	0.00	8								
336322	Other Motor Vehicle Electrical and	4	0.49	1	1		1	1				
		803	0.17	18	280		330	175				
336330	Motor Vehicle Steering and	2	0.24					1				1
		813	0.16					113				700
336340	Motor Vehicle Brake System	6	0.73				1	3	2			
		4778	0.98				525	2378	1875			
336350	Motor Vehicle Transmission and	15	1.82	4			3	4	2	1	1	
		23058	4.70	126			3181	6100	11313	2250	88	
336360	Motor Vehicle Seating and Interior	1	0.12				1					
		3	0.00				3					

NAICS	Description	CIRC \$\$\$	% %	-0- to -19-	-20- to -49-	-50- to -99-	-100- to -249-	-250- to -499-	-500- to -999-	-1000- to -2499-	-2500- to -4900-	-5000- & MORE
336370	Motor Vehicle Metal Stamping	2	0.24						2			
		1726	0.35						1726			
336391	Motor Vehicle Air-Conditioning	1	0.12					1				
		3	0.00					3				
336399	All Other Motor Vehicle Parts	23	2.79	3	2	1	4	7	2	2	1	1
		29298	5.95	43	900	413	2006	858	1025	22315	175	1563
336991	Motorcycle, Bicycle, and Parts	3	0.36				1			2		
		2798	0.57				55			2743		
336999	All Other Transportation Equipment	3	0.36	1					1	1		
		207	0.05	4					28	175		
Automotive		94	11.4	17	6	4	13	26	15	7	3	3
		91089	18.5	466	2694	2686	7175	10433	33731	27558	963	5383
326199	Custom Processors	1	0.12					1				
		525	0.11					525				
Custom Processors		1	0.12					1				
		525	0.11					525				
334111	Electronic Computer Manufacturing	2	0.24	1				1				
		53	0.01	15				38				
334112	Computer Storage Device	1	0.12							1		
		468	0.09							468		
334119	Other Computer Peripheral Equipment	3	0.36	1					1	1		
		395	0.08	5					5	385		
334220	Radio and Television Broadcasting	4	0.49	1				2		1		
		1028	0.21	30				810		188		
334290	Other Communications Equipment	2	0.24			1		1				
		245	0.05			75		170				
334411	Electron Tube Manufacturing	1	0.12						1			
		30	0.01						30			
334412	Bare Printed Circuit Board	2	0.24					1	1			
		2338	0.48					88	2250			
334413	Semiconductor and Related Device	2	0.24					1				1
		6738	1.37					6563				175
334414	Electronic Capacitor Manufacturing	2	0.24		1			1				
		12	0.00		3			9				
334415	Electronic Resistor Manufacturing	1	0.12					1				
		3	0.00					3				
334416	Electronic Coil, Transformer, and	1	0.12				1					
		105	0.02				105					
334417	Electronic Connector Manufacturing	2	0.24				1		1			
		450	0.09				300		150			
334418	Printed Circuit Assembly (Electronic	2	0.24				1		1			
		318	0.06				55		263			
334419	Other Electronic Component	3	0.36					2	1			
		517	0.10					267	250			
334510	Navigational, Measuring,	3	0.36					1		1	1	
		450	0.10					175		225	50	
334513	Instruments and Related Products	4	0.49	1	1		1	1				
		1348	0.29	35	175		175	963				

NAICS	Description	CIRC \$\$\$	% %	-0- to -19-	-20- to -49-	-50- to -99-	-100- to -249-	-250- to -499-	-500- to -999-	-1000- to -2499-	-2500- to -4900-	-5000- & MORE
334515	Instrument Manufacturing for	1	0.12							1		
		150	0.03							150		
334516	Analytical Laboratory Instrument	4	0.49	1				2		1		
		216	0.04	13				188		15		
334517	Irradiation Apparatus Manufacturing	1	0.12		1							
		8	0.00		8							
334519	Other Measuring and Controlling	2	0.24					1	1			
		1146	0.23					8	1138			
334613	Magnetic and Optical Recording Media	1	0.12					1				
		175	0.04					175				
335122	Commercial, Industrial, and	2	0.24				2					
		265	0.05				265					
335129	Other Lighting Equipment	2	0.24	1				1				
		228	0.04	18				210				
335313	Switchgear and Switchboard	7	0.85				1	2	3	1		
		10544	2.15				1	425	118	10000		
335314	Relay and Industrial Control	4	0.49	2		1		1				
		953	0.20	63		15		875				
335999	All Other Miscellaneous Electrical	5	0.61				1	1	3			
		714	0.14				6	220	488			
Electronics, Computers & Telecom		64	7.77	8	3	2	8	21	13	7	1	1
		28897	5.88	179	186	90	907	11187	4692	11431	50	175
332111	Iron and Steel Forging	14	1.70		1		4	7	2			
		17525	3.55		585		4328	7674	4938			
332116	Metal Stamping	9	1.09	5	3	1						
		1152	0.21	148	948	56						
332117	Powder Metallurgy Part Manufacturing	1	0.12						1			
		2188	0.44						2188			
332311	Prefabricated Metal Building and	3	0.36	1				2				
		3346	0.68	8				3338				
332312	Fabricated Structural Metal	8	0.97	2	2	2	2					
		2902	0.60	44	2280	90	488					
332313	Plate Work Manufacturing	4	0.49	1	1		1	1				
		423	0.09	25	8		15	375				
332321	Metal Window and Door Manufacturing	2	0.24						1	1		
		1075	0.22						700	375		
332322	Sheet Metal Work Manufacturing	19	2.31	5	4	3	1	4	2			
		4393	0.90	196	228	710	175	1146	1938			
332323	Ornamental and Architectural Metal	2	0.24	1	1							
		26	0.00	3	23							
332439	Other Metal Container Manufacturing	3	0.36		1			1	1			
		2702	0.55		2			700	2000			
332722	Bolt, Nut, Screw, Rivet, and Washer	1	0.12					1				
		440	0.09					440				
332812	Metal Coating, Engraving (except	4	0.49		3			1				
		431	0.08		266			165				
332997	Industrial Pattern Manufacturing	2	0.24	1	1							
		225	0.05	25	200							
332999	All Other Miscellaneous Fabricated	10	1.21	3	2	1	1	2	1			
		3453	0.70	241	2025	25	263	661	238			

NAICS	Description	CIRC \$\$\$	% %	-0- to -19-	-20- to -49-	-50- to -99-	-100- to -249-	-250- to -499-	-500- to -999-	-1000- to -2499-	-2500- to -4900-	-5000- & MORE
Forming & Fabricating (non-auto)		82	9.95	19	19	7	9	19	8	1		
		40281	8.16	690	6565	881	5269	14499	12002	375		
337110	Wood Kitchen Cabinet and Countertop	1	0.12					1				
		1138	0.23					1138				
337121	Upholstered Household Furniture	1	0.12						1			
		188	0.04						188			
337122	Nonupholstered Wood Household	2	0.24	1							1	
		1150	0.24	25							1125	
337124	Metal Household Furniture	2	0.24					2				
		125	0.03					125				
337127	Institutional Furniture Manufacturing	1	0.12						1			
		263	0.05						263			
337214	Office Furniture (except Wood)	1	0.12							1		
		19	0.00							19		
337215	Showcase, Partition, Shelving, and	1	0.12							1		
		525	0.11							525		
337920	Blind and Shade Manufacturing	1	0.12							1		
		175	0.04							175		
Furniture Manufacturing		10	1.21	1				4	4	1		
		3583	0.74	25				1526	907	1125		
332211	Cutlery and Flatware (except Precious)	2	0.24					2				
		1313	0.27					1313				
332212	Hand and Edge Tool Manufacturing	9	1.09	2		1	1	2	3			
		5086	1.03	240		1138	138	2275	1295			
332213	Saw Blade and Handsaw	2	0.24				1	1				
		2338	0.48				88	2250				
332214	Kitchen Utensil, Pot, and Pan	1	0.12					1				
		175	0.04					175				
332510	Hardware Manufacturing	5	0.61		1	1		1	1	1		
		1698	0.34		180	188		760	350	220		
Hardware		19	2.31	2	1	2	2	7	4	1		
		10610	2.16	240	180	1326	226	6773	1645	220		
332410	Power Boiler and Heat Exchanger	4	0.49		2	1			1			
		683	0.14		218	275			190			
333411	Air Purification Equipment	2	0.24	1				1				
		44	0.01	25				19				
333412	Industrial and Commercial Fan and	1	0.12					1				
		8	0.00					8				
333414	Heating Equipment (except Warm Air	2	0.24					2				
		988	0.20					988				
333415	Air-Conditioning and Warm Air Heating	4	0.49						2	2		
		1684	0.34						1238	446		
HVAC		13	1.58	1	2	1		4	3	2		
		3407	0.69	25	218	275		1015	1428	446		
333611	Turbine and Turbine Generator Set	1	0.12					1				
		150	0.03					150				
333612	Speed Changer, Industrial High-Speed	1	0.12	1								
		680	0.14	680								

NAICS	Description	CIRC \$\$\$	% %	-0- to -19-	-20- to -49-	-50- to -99-	-100- to -249-	-250- to -499-	-500- to -999-	-1000- to -2499-	-2500- to -4900-	-5000- & MORE
333613	Mechanical Power Transmission	10	1.21	1	3	1	1	2	2			
		2770	0.56	60	420	75	450	650	1115			
333618	Other Engine Equipment	4	0.49	1			1			1	1	
		1200	0.23	13			19			468	700	
333995	Fluid Power Cylinder and Actuator	8	0.97	1	1	1	4	1				
		3729	0.77	13	20	75	3051	570				
333996	Fluid Power Pump and Motor	6	0.73	1	1		1	3				
		9499	1.92	315	358		563	8263				
335312	Motor and Generator Manufacturing	13	1.58	1	1			8	3			
		7426	1.51	3750	175			2521	980			
Industrial Motors, Hydraulic &		43	5.22	6	6	2	7	15	5	1	1	
		25454	5.16	4831	973	150	4083	12154	2095	468	700	
332710	Machine Shops	3	0.36	3								
		325	0.08	325								
333210	Sawmill and Woodworking Machinery	4	0.49	2	2							
		178	0.03	18	160							
333220	Plastics and Rubber Industry	1	0.12			1						
			0.00									
333291	Paper Industry Machinery	1	0.12					1				
		195	0.04					195				
333292	Textile Machinery Manufacturing	2	0.24	1		1						
		133	0.03	5		128						
333293	Printing Machinery and Equipment	5	0.61	1	1	1	2					
		246	0.04	13	19	25	189					
333294	Food Product Machinery	3	0.36	1			1		1			
		446	0.09	6			385		55			
333298	All Other Industrial Machinery	6	0.73	2	1	2			1			
		398	0.09	100	13	40			245			
333311	Automatic Vending Machine	1	0.12							1		
		438	0.09							438		
333319	Other Commercial and Service	5	0.61	1				2	2			
		964	0.20	23				218	723			
333512	Machine Tool (Metal Cutting Types)	8	0.97	2	2	2		1	1			
		1273	0.27	21	225	715		225	87			
333513	Machine Tool (Metal Forming Types)	3	0.36	1				1	1			
		1603	0.33	3				1225	375			
333515	Cutting Tool and Machine Tool	16	1.94	7	5		1	1	1	1		
		6933	1.40	540	835		245	875	4000	438		
333516	Rolling Mill Machinery and Equipment	2	0.24	1			1					
		790	0.17	25			765					
333518	Other Metalworking Machinery	1	0.12	1								
		10	0.00	10								
333922	Conveyor and Conveying Equipment	6	0.73	1	1		3	1				
		1957	0.39	11	850		721	375				
333924	Industrial Truck, Tractor, Trailer, and	5	0.61		1			2	2			
		5164	1.05		3			1423	3738			
333991	Power-Driven Handtool Manufacturing	1	0.12					1				
		263	0.05					263				
333992	Welding and Soldering Equipment	2	0.24	1	1							
		50	0.02	25	25							

NAICS	Description	CIRC \$\$\$	% %	-0- to -19-	-20- to -49-	-50- to -99-	-100- to -249-	-250- to -499-	-500- to -999-	-1000- to -2499-	-2500- to -4900-	-5000- & MORE
333993	Packaging Machinery Manufacturing	3	0.36	1			1	1				
		1575	0.32	25			150	1400				
333994	Industrial Process Furnace and Oven	1	0.12		1							
		30	0.01		30							
333999	All Other Miscellaneous General	99	12.0	58	24	5	7	4	1			
		23228	4.68	4908	4898	3177	7206	2289	750			
Machinery Manufacturing		178	21.6	84	39	12	16	15	10	2		
		46199	9.38	6058	7058	4085	9661	8488	9973	876		
333314	Optical Instrument and Lens	1	0.12		1							
		14	0.00		14							
339111	Laboratory Apparatus and Furniture	3	0.36	1	1			1				
		571	0.11	250	23			298				
339112	Surgical and Medical Instrument	11	1.33	1	2		2	2	2	2		
		11001	2.24	38	2013		161	8125	188	476		
339113	Surgical Appliance and Supplies	8	0.97	1	1		1	1		4		
		11054	2.24	13	550		1715	788		7988		
339114	Dental Equipment and Supplies	3	0.36		1			1	1			
		2033	0.42		90			1663	280			
Medical		26	3.16	3	6		3	5	3	6		
		24673	5.01	301	2690		1876	10874	468	8464		
332710	Machine Shops	100	12.1	77	10	7	2	2		2		
		39459	7.95	6863	3627	2861	770	3338		22000		
332721	Precision Turned Product	14	1.70	10	2	1	1					
		2892	0.59	1688	94	350	760					
332722	Bolt, Nut, Screw, Rivet, and Washer	3	0.36		2				1			
		253	0.06		78				175			
333511	Industrial Mold Manufacturing	4	0.49	3	1							
		3853	0.78	103	3750							
333514	Special Die and Tool, Die Set, Jig, and	37	4.49	25	5	1	1	3	2			
		7093	1.39	1281	747	250	250	2640	1925			
Metalcutting Job Shops/Screw		158	19.2	115	20	9	4	5	3	2		
		53550	10.8	9935	8296	3461	1780	5978	2100	22000		
332992	Small Arms Ammunition	1	0.12				1					
		135	0.03				135					
332993	Ammunition (except Small Arms)	1	0.12					1				
		413	0.08					413				
332994	Small Arms Manufacturing	3	0.36	2			1					
		395	0.08	45			350					
332995	Other Ordnance and Accessories	2	0.24						1	1		
		485	0.10						375	110		
336992	Military Armored Vehicle, Tank, and	1	0.12					1				
		550	0.11					550				
Military		8	0.97	2			2	2	1	1		
		1978	0.40	45			485	963	375	110		
333111	Farm Machinery and Equipment	5	0.61	1	1			3				
		444	0.08	6	20			418				
333112	Lawn and Garden Tractor and Home	2	0.24		1				1			
		11	0.00		3				8			

NAICS	Description	CIRC \$\$\$	% %	-0- to -19-	-20- to -49-	-50- to -99-	-100- to -249-	-250- to -499-	-500- to -999-	-1000- to -2499-	-2500- to -4900-	-5000- & MORE
333120	Construction Machinery Manufacturing	7	0.85		1		2	2	1		1	
		12570	2.54		15		548	7257	750		4000	
333131	Mining Machinery and Equipment	2	0.24				1		1			
		10620	2.15				120		10500			
333132	Oil and Gas Field Machinery and	2	0.24					1	1			
		2538	0.52					875	1663			
Oil & Gas, Mining, Off-Road		18	2.18	1	3		3	6	4			1
		26183	5.29	6	38		668	8550	12921			4000
332813	Electroplating, Plating, Polishing, Anod	2	0.24					1		1		
		775	0.16					175		600		
332991	Ball and Roller Bearing Manufacturing	5	0.61					3	2			
		6263	1.28					2888	3375			
333515	Cutting Tool and Machine Tool	1	0.12		1							
		350	0.07		350							
333921	Elevator and Moving Stairway	1	0.12					1				
		385	0.08					385				
335991	Carbon and Graphite Product	2	0.24					2				
		2558	0.51					2558				
336510	Railroad Rolling Stock Manufacturing	4	0.49	1				2	1			
		4394	0.88	11				4375	8			
Other Manufacturing		15	1.82	1	1			9	3	1		
		14725	2.98	11	350			10381	3383	600		
325920	Explosives Manufacturing	1	0.12			1						
		225	0.05			225						
Petrochemical Processors		1	0.12			1						
		225	0.05			225						
333611	Turbine and Turbine Generator Set	5	0.61					1	2	1	1	
		22783	4.62					1400	10570	2813	8000	
335311	Power, Distribution, and Specialty	3	0.36					2	1			
		1695	0.34					945	750			
335931	Current-Carrying Wiring Device	5	0.61		1		1	1	2			
		3500	0.71		19		6	350	3125			
Power Generation		13	1.58		1		1	4	5	1	1	
		27978	5.67		19		6	2695	14445	2813	8000	
333613	Mechanical Power Transmission	1	0.12						1			
		250	0.05						250			
Primary Metals		1	0.12						1			
		250	0.05						250			
332911	Industrial Valve Manufacturing	9	1.09	1				7	1			
		11975	2.42	18				11844	113			
332912	Fluid Power Valve and Hose Fitting	7	0.85		1		1	2	3			
		4406	0.88		213		200	928	3065			
332913	Plumbing Fixture Fitting and Trim	2	0.24					1	1			
		1838	0.38					525	1313			
332919	Other Metal Valve and Pipe Fitting	3	0.36		1			2				
		808	0.16		15			793				

NAICS	Description	CIRC \$\$\$	% %	-0- to -19-	-20- to -49-	-50- to -99-	-100- to -249-	-250- to -499-	-500- to -999-	-1000- to -2499-	-2500- to -4900-	-5000- & MORE
332996	Fabricated Pipe and Pipe Fitting	3	0.36	1		1		1				
		9488	1.93	510		228		8750				
333911	Pump and Pumping Equipment	4	0.49	1				3				
		2701	0.56	75				2626				
333912	Air and Gas Compressor	1	0.12							1		
		375	0.08							375		
Pumps, Valves & Plumbing Products		29	3.52	3	2	1	1	16	5	1		
		31591	6.41	603	228	228	200	25466	4491	375		
336611	Ship Building and Repairing	2	0.24	1								1
		6266	1.27	16								6250
336612	Boat Building	1	0.12					1				
		90	0.02					90				
Ship Building		3	0.36	1				1				1
		6356	1.29	16				90				6250
333924	Industrial Truck, Tractor, Trailer, and	1	0.12		1							
		3	0.00		3							
Utilities		1	0.12		1							
		3	0.00		3							

OVERALL TOTALS

	CIRC	%	-0-	-20-	-50-	-100-	-250-	-500-	-1000-	-2500-	-5000-
	\$\$\$	%	to	to	to	to	to	to	to	to	&
			-19-	-49-	-99-	-249-	-499-	-999-	-2499-	-4900-	MORE
Overall	824	100.00	269	117	44	71	173	95	38	8	9
	492703	100.00	23801	32022	13997	32542	152738	110512	91630	19713	15748

**Overall Metalcutting
- Geographical Summary -**

State	Plants	Percent	Budget	Percent
Connecticut	20	2.43	11,801	2.40
Maine	4	0.49	320	0.06
Massachusetts	19	2.31	17,880	3.63
New Hampshire	8	0.97	3,527	0.71
Rhode Island	1	0.12	175	0.04
Vermont	1	0.12	6	0.00
New England	53	6.43 %	33,709	6.84 %
New Jersey	11	1.33	1,195	0.24
New York	35	4.25	16,315	3.29
Pennsylvania	55	6.67	17,912	3.64
Mid-Atlantic	101	12.26 %	35,422	7.17 %
Illinois	45	5.46	37,724	7.64
Indiana	40	4.85	44,672	9.03
Michigan	75	9.10	37,057	7.59
Ohio	76	9.22	27,637	5.57
Wisconsin	53	6.43	32,860	6.62
E. N. Central	289	35.07 %	179,950	36.45 %
Iowa	24	2.91	6,943	1.39
Kansas	9	1.09	1,599	0.33
Minnesota	29	3.52	11,808	2.42
Missouri	17	2.06	35,118	7.13
Nebraska	9	1.09	8,591	1.75
South Dakota	1	0.12	175	0.04
W. N. Central	89	10.80 %	64,234	13.06 %
Delaware	2	0.24	135	0.03
Florida	23	2.79	6,524	1.33
Georgia	13	1.58	3,197	0.65
Maryland	4	0.49	951	0.19
North Carolina	20	2.43	19,244	3.90
South Carolina	10	1.21	4,019	0.83
Virginia	9	1.09	9,437	1.92
West Virginia	3	0.36	158	0.04
S. Atlantic	84	10.19 %	43,665	8.89 %
Alabama	10	1.21	1,974	0.41
Kentucky	16	1.94	2,672	0.51
Mississippi	4	0.49	6,547	1.33
Tennessee	14	1.70	7,230	1.46
E. S. Central	44	5.34 %	18,423	3.71 %
Arkansas	11	1.33	18,440	3.74
Louisiana	2	0.24	8,754	1.78
Oklahoma	12	1.46	9,182	1.86
Texas	36	4.37	30,141	6.11
W. S. Central	61	7.40 %	66,517	13.49 %
Arizona	11	1.33	1,729	0.34
Colorado	6	0.73	4,603	0.93
Idaho	5	0.61	6,787	1.38
Montana	1	0.12	75	0.02
Nevada	1	0.12	8	0.00
New Mexico	3	0.36	456	0.10
Utah	5	0.61	771	0.17
Wyoming	1	0.12	23	0.00
Mountain	33	4.00 %	14,452	2.94 %
California	62	7.52	34,375	6.98
Oregon	4	0.49	876	0.18
Washington	4	0.49	1,080	0.22
Pacific	70	8.50 %	36,331	7.38 %
Total Plants	824		Total Dollars	492,703