
2008

SCREW MACHINING MACHINERY/EQUIPMENT

Survey & Forecast

• Swiss-Type CNC • Swiss-Type Automatic • Single-Spindle CNC • Single-Spindle Cam • Multi-Spindle CNC • Multi-Spindle Cam • Rotary Transfer • Automatic Bar • Drill Presses • Broaching Machines • Grinding Machines • EDM Machines • Inspection/Measurement Equipment

Plants Planning to Purchase

Overall Production Machinery Equipment

2008

SCREW MACHINING Survey & Forecast

TABLE OF CONTENTS

PROJECTED Spending By Product Category	3
PROJECTED Spending By Type	4
PROJECTED Spending By Industry Segment and Plant Size	5
ACTUAL Spending By Plant Size	6
ACTUAL Average Spending By Plant Size	7
ACTUAL Spending By 2-Digit SIC	8
ACTUAL Average Spending By 2-Digit SIC	9
ACTUAL Number of Plants Planning To Purchase By Industry Segment	10
ACTUAL Dollar Volume of Plants Planning To Purchase By Industry Segment	11
ACTUAL Number of Plants Planning To Purchase By State	12
ACTUAL Dollar Volume of Plants Planning To Purchase By State	13
ACTUAL NAICS & Geographical Summary	14

Definitions:

PROJECTED: Based on survey returns these are our estimates of the total amount of dollars to be spent.

ACTUAL: These are actual summations from the surveys that were returned (Not Projections).

Caution:

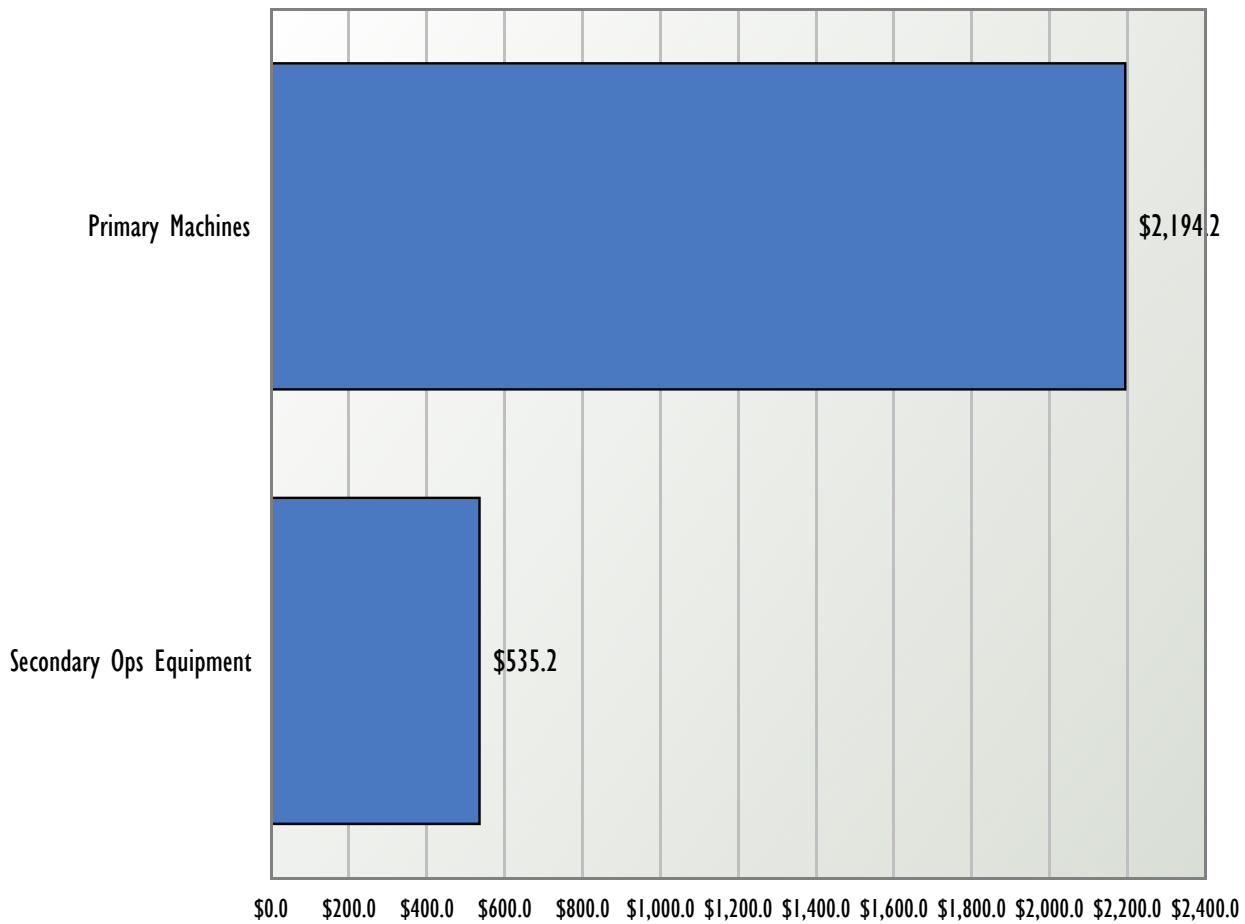
The projections represented in this report are based on surveys returned. Caution should be used when reviewing this report. Projections based on a small number of survey returns may be quite variable and could be misinterpreted.

2008

SCREW MACHINING Survey & Forecast

PROJECTED SCREW MACHINING EXPENDITURES

By Type



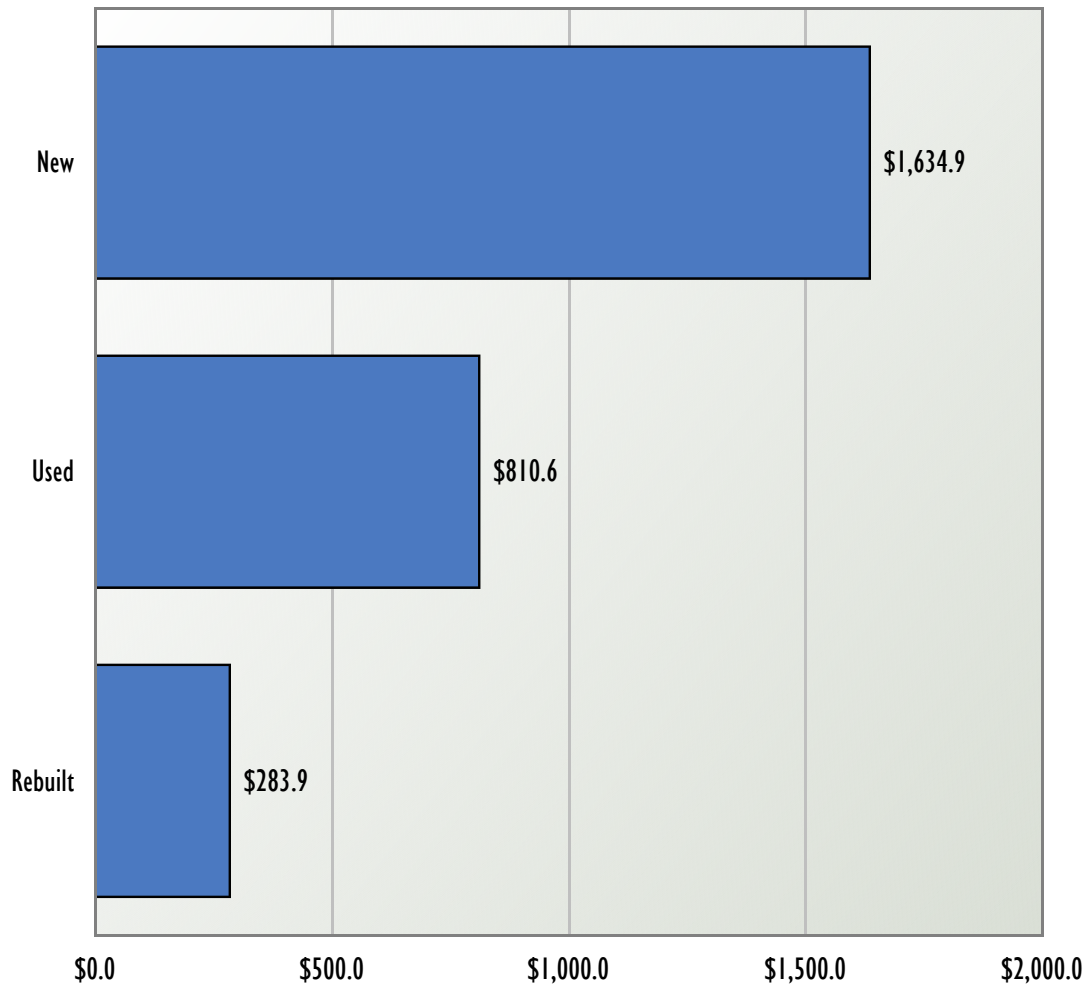
Dollar figures are represented in millions of dollars

2008

SCREW MACHINING Survey & Forecast

Overall Screw Machining

By Type



Total Projected Spending For Screw Machining \$2,729.4 Million.

2008

SCREW MACHINING Survey & Forecast

Projected Spending for

Overall Production Machinery Equipment

Industry Segment	Dollars
Metalcutting Job Shops/Screw Machine Products	\$1,463,975,400
Machinery Manufacturing	\$254,185,520
Electronics, Computers & Telecom	\$189,253,988
Pumps, Valves & Plumbing Products	\$185,241,826
Automotive	\$113,759,825
Medical	\$104,889,397
Aerospace	\$99,376,085
Forming & Fabricating (non-auto)	\$94,517,820
Industrial Motors, Hydraulic & Mechanical Comp.	\$64,276,484
Oil & Gas, Mining, Off-Road Construction	\$45,689,526
Military	\$30,022,986
Other Manufacturing	\$28,549,131
Power Generation	\$25,574,126
Hardware	\$16,294,293
HVAC	\$8,242,674
Furniture Manufacturing	\$3,602,758
Ship Building	\$1,473,856
Primary Metals	\$409,404
Total	\$2,729,362,393

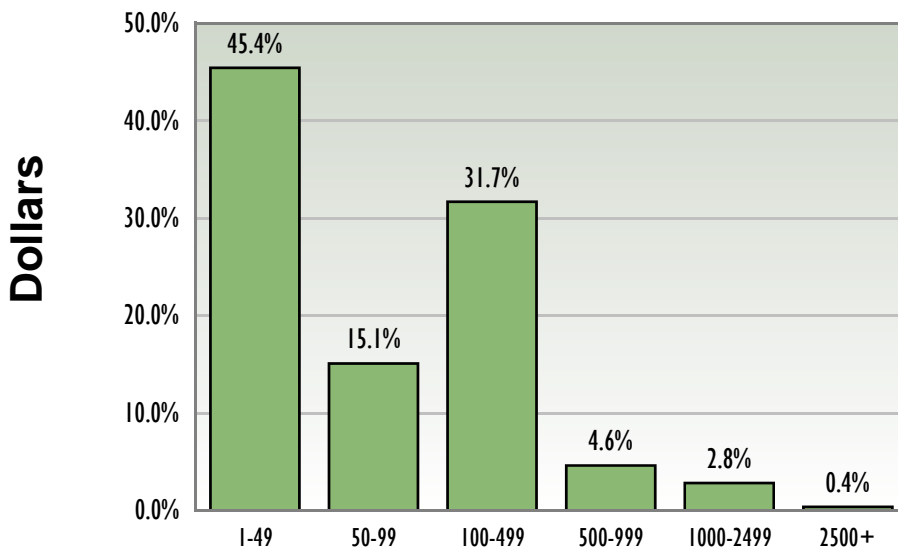
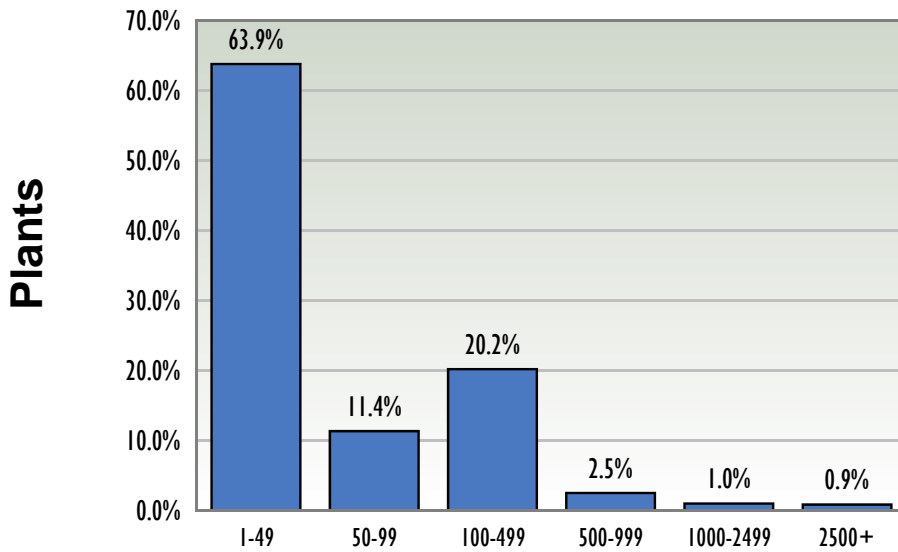
Plant Size	Dollars
1-49	\$594,446,027
50-99	\$465,150,096
100-499	\$998,814,060
500-999	\$317,897,280
1000-2499	\$116,304,930
2500+	\$236,750,000
Total	\$2,729,362,393

2008

SCREW MACHINING Survey & Forecast

Plants Planning to Purchase By Plant Size

Overall Production Machinery Equipment

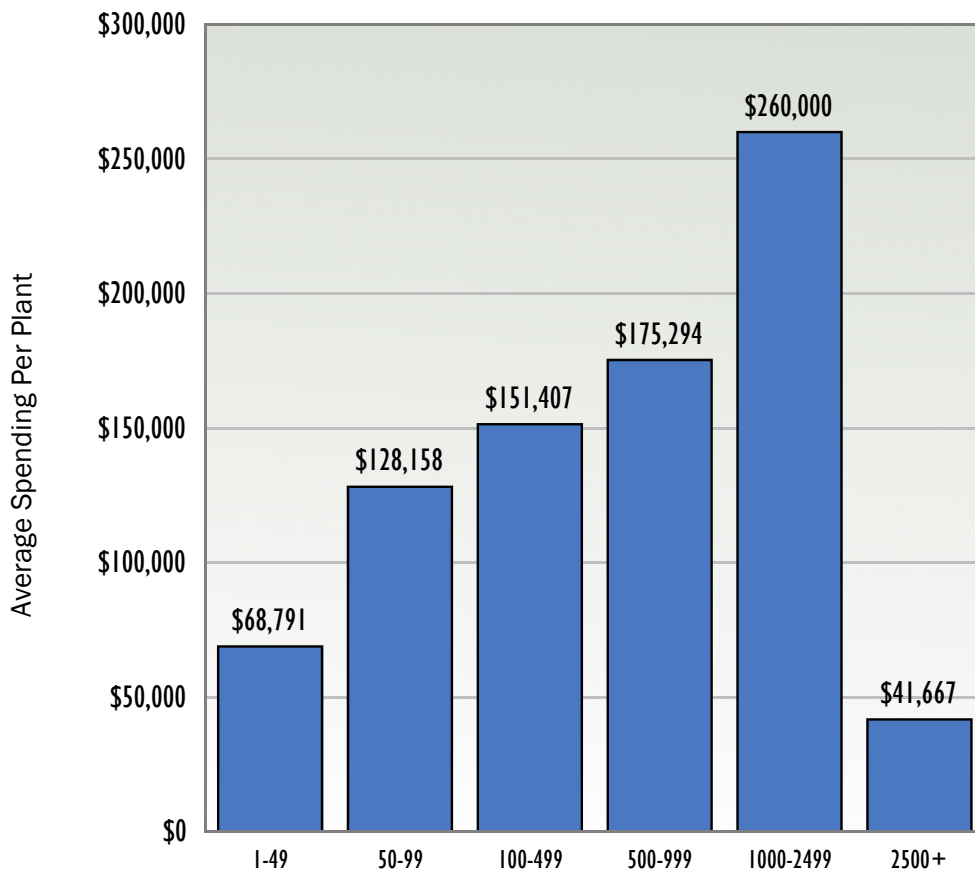


2008

SCREW MACHINING Survey & Forecast

Average Spending Per Plant By Plant Size

Overall Production Machinery Equipment

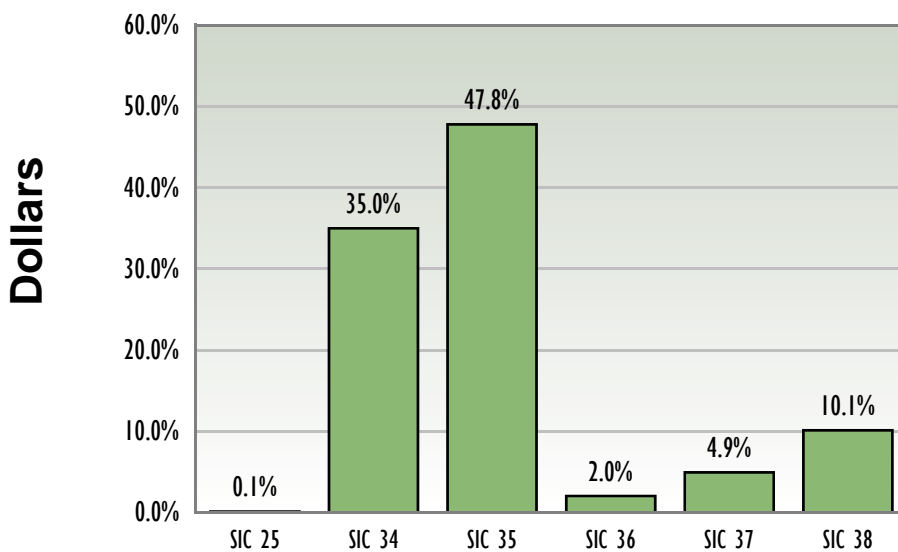
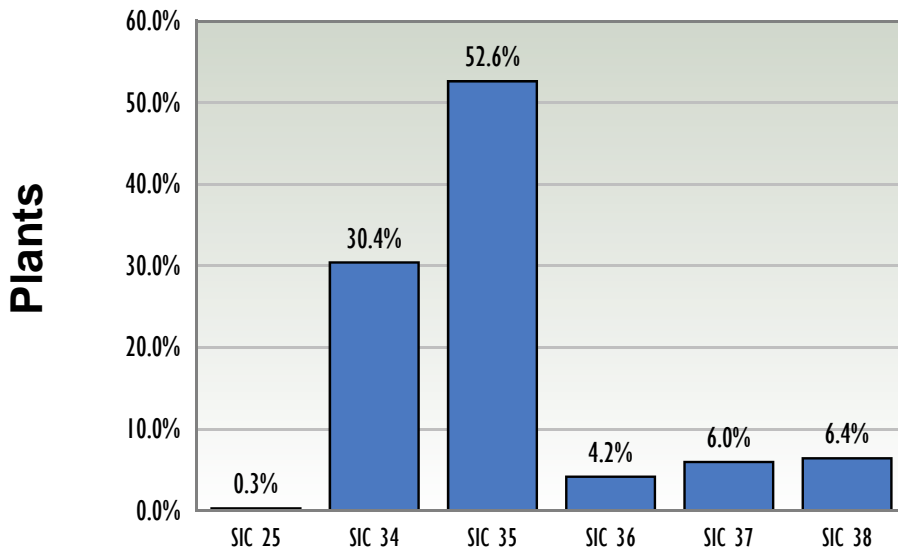


2008

SCREW MACHINING Survey & Forecast

Plants Planning to Purchase By 2-Digit SIC

Overall Production Machinery Equipment

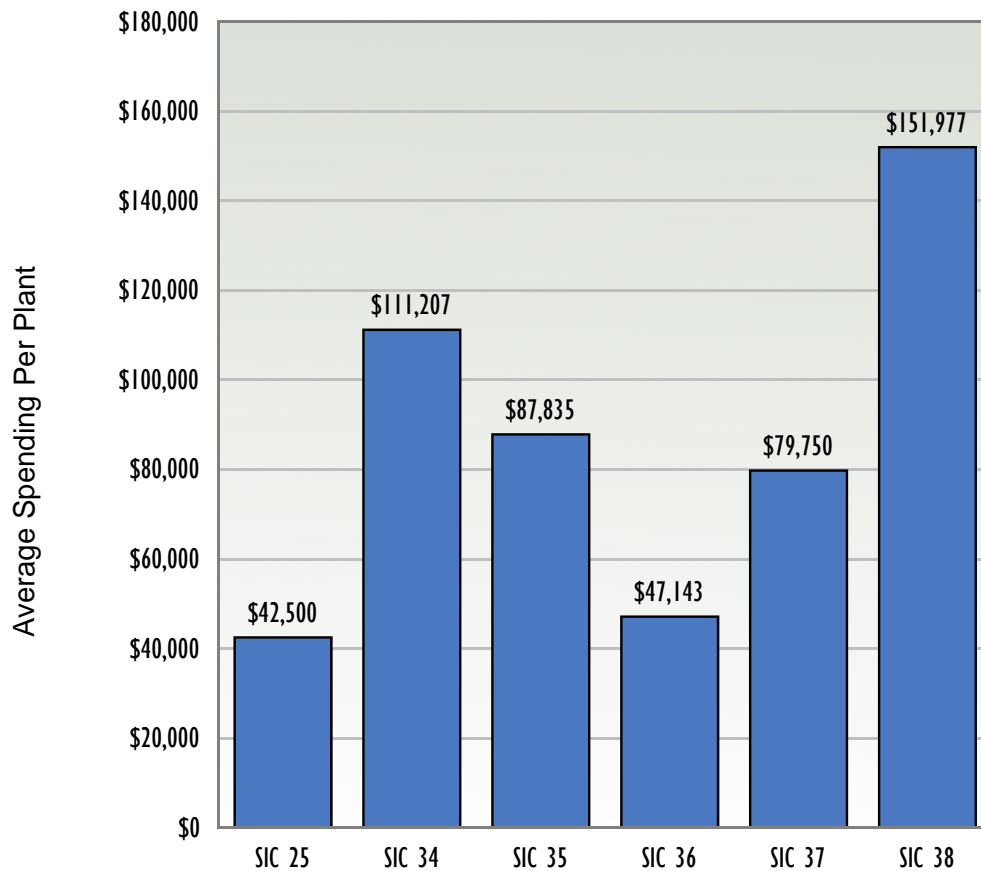


2008

SCREW MACHINING Survey & Forecast

Average Spending Per Plant By 2-Digit SIC

Overall Production Machinery Equipment

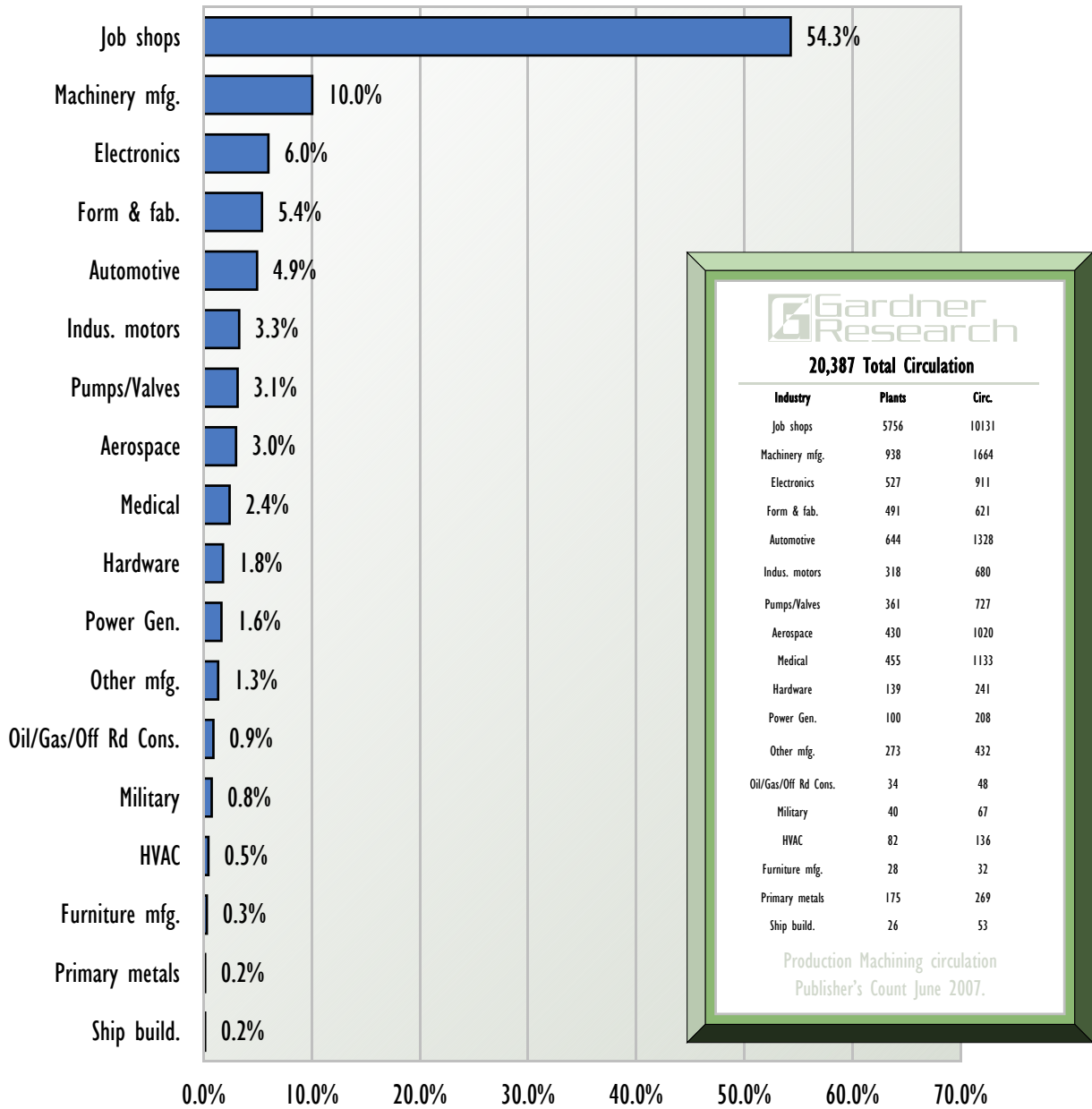


2008

SCREW MACHINING Survey & Forecast

Top Industry Segments: By Number of Plants For plants planning to purchase

Overall Production Machinery Equipment



Gardner Research
20,387 Total Circulation

Industry	Plants	Circ.
Job shops	5756	10131
Machinery mfg.	938	1664
Electronics	527	911
Form & fab.	491	621
Automotive	644	1328
Indus. motors	318	680
Pumps/Valves	361	727
Aerospace	430	1020
Medical	455	1133
Hardware	139	241
Power Gen.	100	208
Other mfg.	273	432
Oil/Gas/Off Rd Cons.	34	48
Military	40	67
HVAC	82	136
Furniture mfg.	28	32
Primary metals	175	269
Ship build.	26	53

Production Machining circulation
 Publisher's Count June 2007.

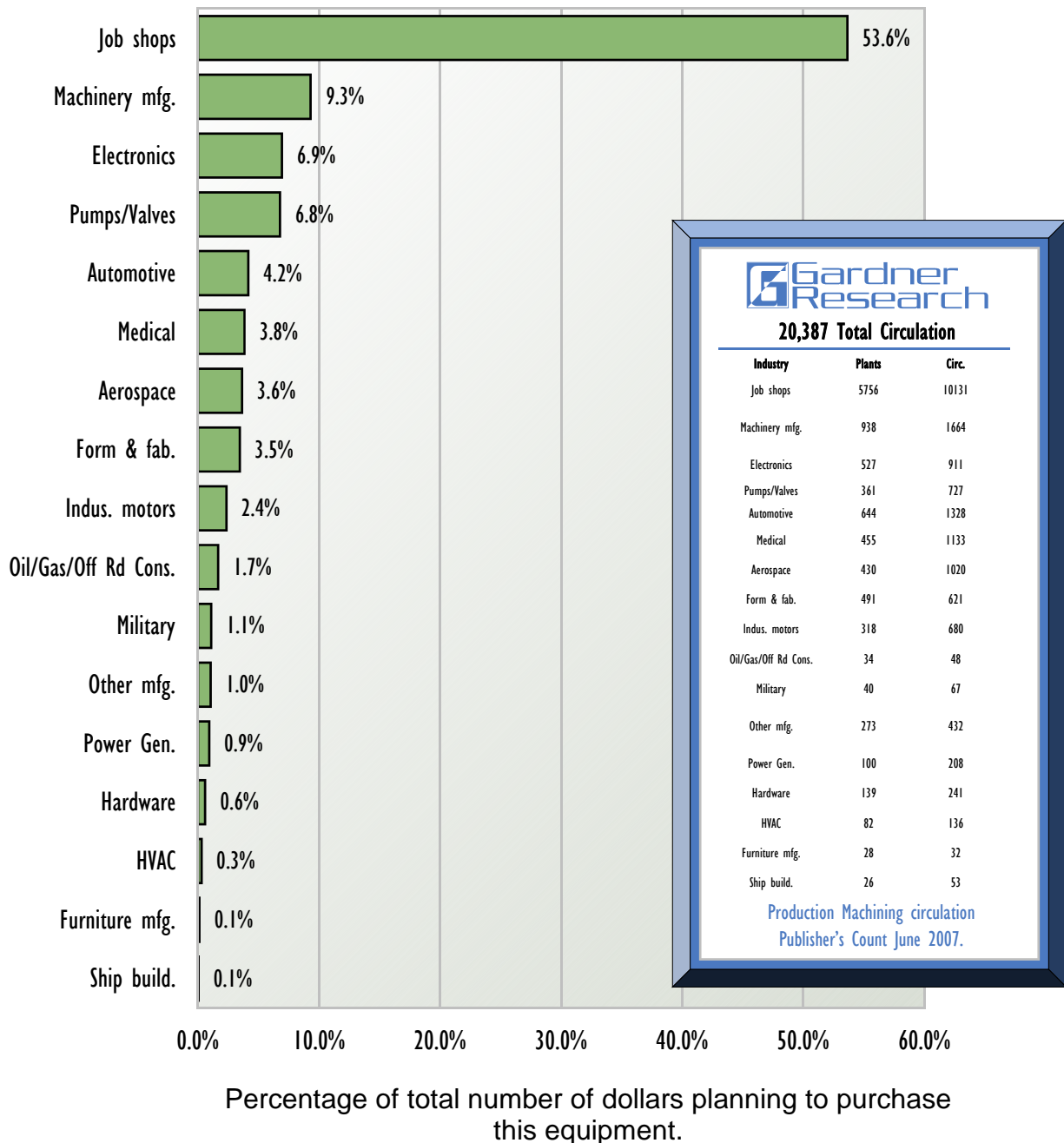
% of total # of plants planning to purchase this equipment.

2008

SCREW MACHINING Survey & Forecast

Top Industry Segments: By Dollar Volume For plants planning to purchase

Overall Production Machinery Equipment



2008

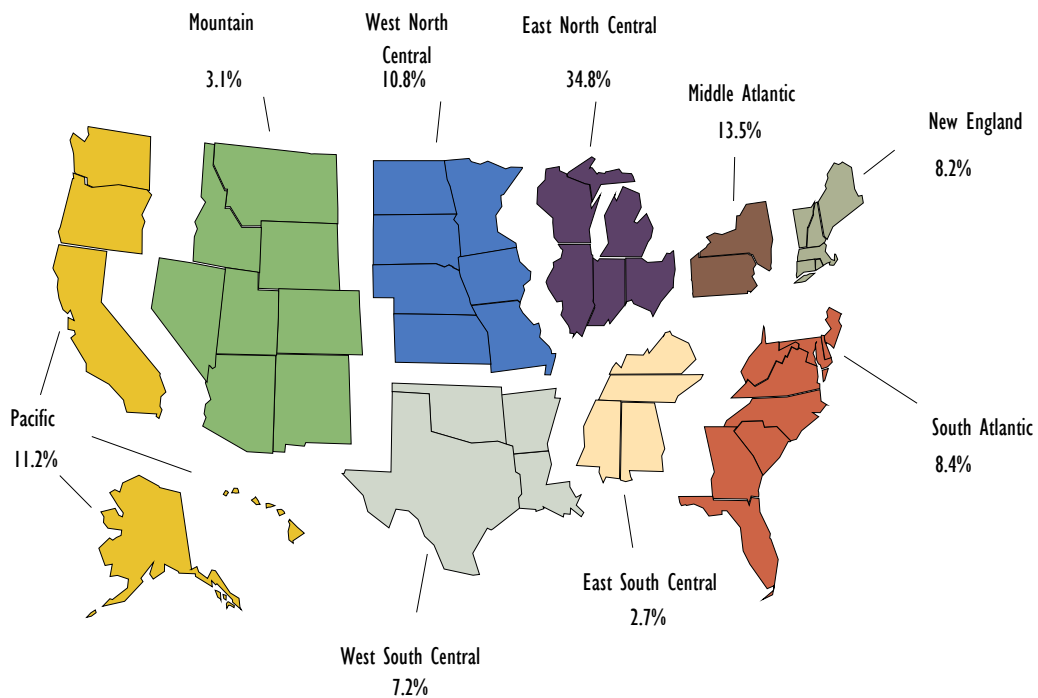
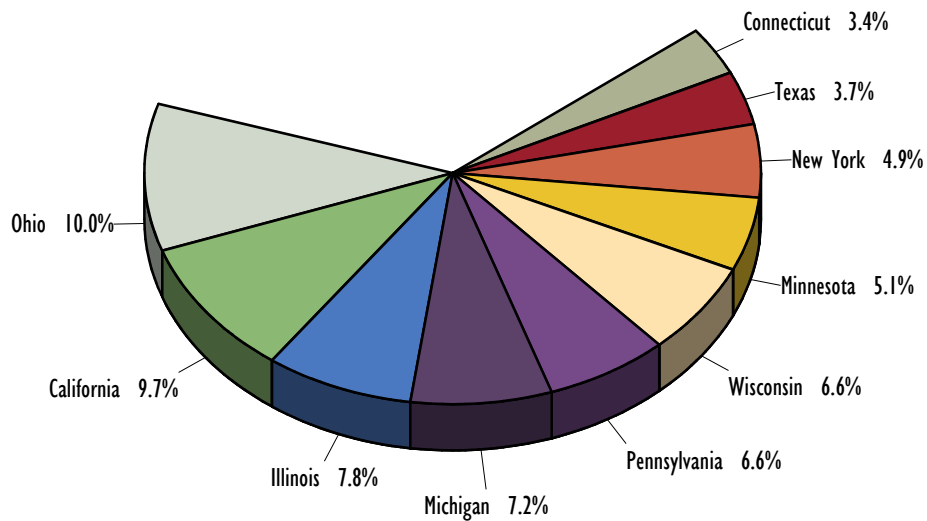
SCREW MACHINING Survey & Forecast

By Number of Plants

Overall Production Machinery Equipment

The top 5 states represent 41.4% of the plants planning to purchase this type of equipment.

The top 10 states represent 65.2% of the plants planning to purchase this type of equipment.



2008

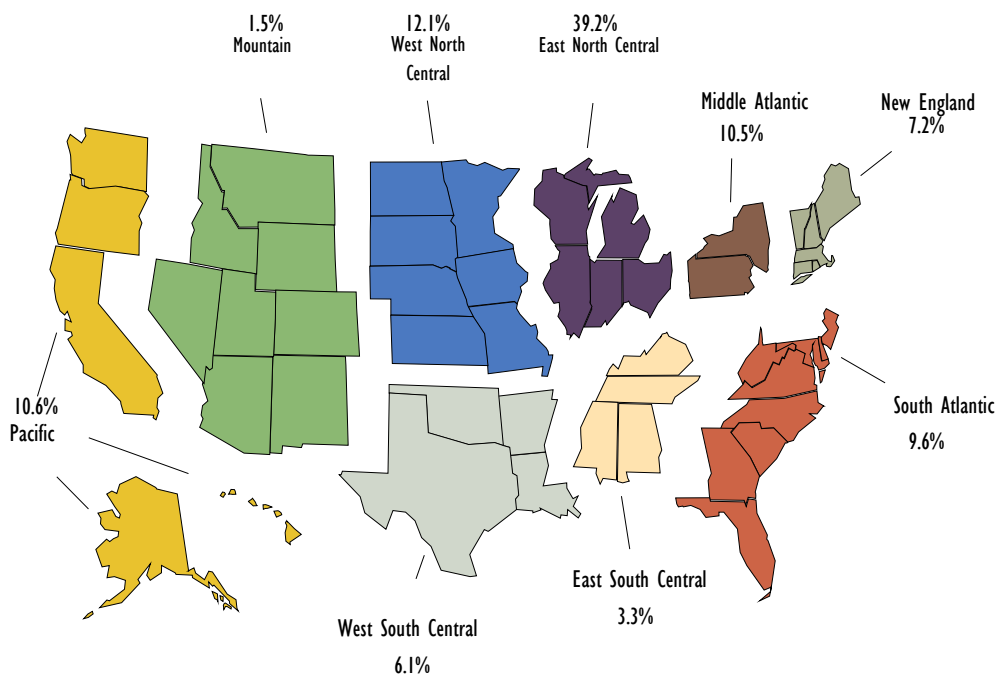
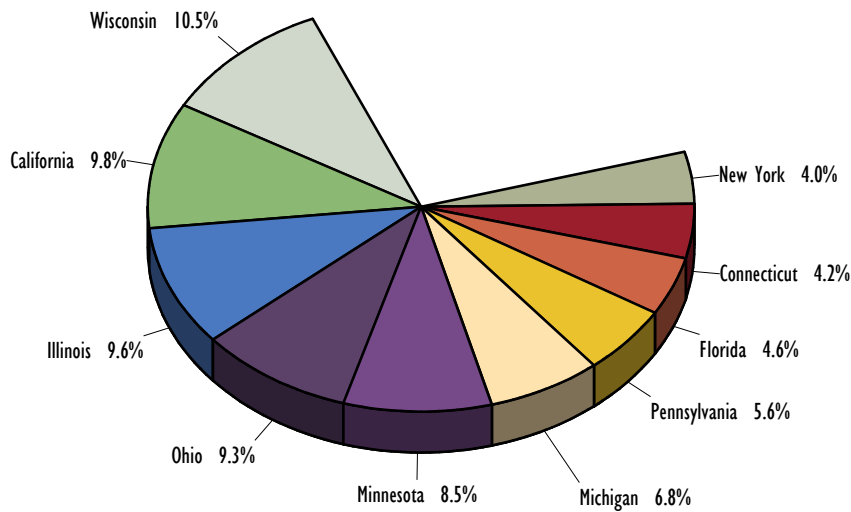
SCREW MACHINING Survey & Forecast

By Dollars

Overall Production Machinery Equipment

The top 5 states represent 47.7% of the dollars to be spent on this type of equipment.

The top 10 states represent 72.9% of the dollars to be spent on this type of equipment.



Screw Machining Capital Spending Survey

By

NAICS, Industry Grouping & Plant Size

For: Overall Production Machinery Equipment

Date: 09/27/07

Note: \$\$ Figures are represented in Thousands of dollars

NAICS	Description	CIRC \$\$\$	% %	-0- to -19-	-20- to -49-	-50- to -99-	-100- to -249-	-250- to -499-	-500- to -999-	-1000- to -2499-	-2500- to -4900-	-5000- & MORE
332710	Machine Shops	2	0.30	2								
		110	0.17	110								
334511	Search, Detection, Navigation,	2	0.30	1								1
		185	0.29	175								10
336411	Aircraft Manufacturing	1	0.15	1								
		10	0.02	10								
336412	Aircraft Engine and Engine Parts	2	0.30					1			1	
		185	0.29					175			10	
336413	Other Aircraft Parts and Auxiliary	10	1.50	1	1		5	2	1			
		1715	2.67	75	375		1235	20	10			
336414	Guided Missile and Space Vehicle	2	0.30		1		1					
		110	0.17		35		75					
336415	Guided Missile and Space Vehicle	1	0.15				1					
		35	0.05				35					
Aerospace		20	3.00	5	2		7	3	1		1	1
		2350	3.66	370	410		1345	195	10		10	10
331524	Aluminum Foundries (except	1	0.15							1		
		10	0.02							10		
332710	Machine Shops	2	0.30	1			1					
		20	0.04	10			10					
333298	All Other Industrial Machinery	1	0.15			1						
		10	0.02			10						
333613	Mechanical Power Transmission	1	0.15					1				
		10	0.02					10				
333911	Pump and Pumping Equipment	1	0.15				1					
		10	0.02				10					
336111	Automobile Manufacturing	1	0.15				1					
		10	0.02				10					
336120	Heavy Duty Truck Manufacturing	1	0.15							1		
		375	0.58							375		
336211	Motor Vehicle Body Manufacturing	1	0.15				1					
		35	0.05				35					
336311	Carburetor, Piston, Piston Ring, and	1	0.15						1			
		375	0.58						375			
336312	Gasoline Engine and Engine Parts	3	0.45	1	1				1			
		520	0.81	10	10				500			
336321	Vehicular Lighting Equipment	1	0.15							1		
		10	0.02							10		
336340	Motor Vehicle Brake System	4	0.60		1			3				
		570	0.89		10			560				
336350	Motor Vehicle Transmission and	5	0.75		1	1	2					1
		215	0.35		10	175	20					10
336370	Motor Vehicle Metal Stamping	2	0.30				1	1				
		250	0.39				175	75				
336399	All Other Motor Vehicle Parts	6	0.90	3		1		1			1	
		85	0.15	30		10		10			35	
336999	All Other Transportation Equipment	2	0.30	1						1		
		185	0.29	10						175		
Automotive		33	4.95	6	3	3	7	6	2	4	1	1
		2690	4.25	60	30	195	260	655	875	570	35	10
331210	Iron and Steel Pipe and Tube	1	0.15				1					
		175	0.27				175					
332710	Machine Shops	1	0.15	1								
		10	0.02	10								

NAICS	Description	CIRC \$\$\$	% %	-0- to -19-	-20- to -49-	-50- to -99-	-100- to -249-	-250- to -499-	-500- to -999-	-1000- to -2499-	-2500- to -4900-	-5000- & MORE
333314	Optical Instrument and Lens	1	0.15		1							
		35	0.05		35							
333994	Industrial Process Furnace and Oven	1	0.15					1				
		10	0.02					10				
333999	All Other Miscellaneous General	1	0.15	1								
		35	0.05	35								
334113	Computer Terminal Manufacturing	1	0.15					1				
		175	0.27					175				
334119	Other Computer Peripheral Equipment	3	0.45	2	1							
		95	0.16	20	75							
334220	Radio and Television Broadcasting	4	0.60		2	1	1					
		205	0.33		20	10	175					
334411	Electron Tube Manufacturing	1	0.15	1								
		10	0.02	10								
334412	Bare Printed Circuit Board	1	0.15					1				
		10	0.02					10				
334413	Semiconductor and Related Device	1	0.15									1
		10	0.02									10
334417	Electronic Connector Manufacturing	1	0.15				1					
		375	0.58				375					
334419	Other Electronic Component	2	0.30				1	1				
		185	0.29				10	175				
334513	Instruments and Related Products	8	1.20	4	1	1	2					
		2965	4.60	1020	1550	10	385					
334515	Instrument Manufacturing for	3	0.45		1	1			1			
		55	0.09		10	35			10			
334516	Analytical Laboratory Instrument	1	0.15						1			
		35	0.05						35			
334518	Watch, Clock, and Part Manufacturing	1	0.15		1							
		10	0.02		10							
334519	Other Measuring and Controlling	3	0.45	1				1	1			
		30	0.06	10				10	10			
335314	Relay and Industrial Control	1	0.15	1								
		10	0.02	10								
335929	Other Communication and Energy	1	0.15	1								
		10	0.02	10								
335931	Current-Carrying Wiring Device	1	0.15					1				
		10	0.02					10				
335999	All Other Miscellaneous Electrical	1	0.15							1		
		10	0.02							10		
339113	Surgical Appliance and Supplies	1	0.15		1							
		10	0.02		10							
Electronics, Computers & Telecom		40	6.00	12	8	7	8	3	1			1
		4475	7.02	1125	1710	625	940	55	10			10
238990	All Other Specialty Trade Contractors	1	0.15	1								
		35	0.05	35								
332116	Metal Stamping	6	0.90	4				2				
		215	0.35	130				85				
332312	Fabricated Structural Metal	1	0.15	1								
		10	0.02	10								
332313	Plate Work Manufacturing	2	0.30				2					
		20	0.04				20					
332322	Sheet Metal Work Manufacturing	8	1.20	3	2	1	1		1			
		1165	1.82	95	550	10	500		10			

NAICS	Description	CIRC \$\$\$	% %	-0- to -19-	-20- to -49-	-50- to -99-	-100- to -249-	-250- to -499-	-500- to -999-	-1000- to -2499-	-2500- to -4900-	-5000- & MORE
332439	Other Metal Container Manufacturing	1	0.15		1							
		35	0.05		35							
332710	Machine Shops	4	0.60	3	1							
		40	0.08	30	10							
332721	Precision Turned Product	1	0.15				1					
		75	0.12				75					
332812	Metal Coating, Engraving (except	1	0.15			1						
		10	0.02			10						
332912	Fluid Power Valve and Hose Fitting	1	0.15				1					
		375	0.58				375					
332919	Other Metal Valve and Pipe Fitting	1	0.15		1							
		10	0.02		10							
332999	All Other Miscellaneous Fabricated	2	0.30	1		1						
		45	0.07	35		10						
333298	All Other Industrial Machinery	1	0.15				1					
		10	0.02				10					
333613	Mechanical Power Transmission	2	0.30	1					1			
		20	0.04	10					10			
333999	All Other Miscellaneous General	1	0.15	1								
		75	0.12	75								
334210	Telephone Apparatus Manufacturing	1	0.15	1								
		10	0.02	10								
334519	Other Measuring and Controlling	1	0.15		1							
		75	0.12		75							
336399	All Other Motor Vehicle Parts	1	0.15		1							
		10	0.02		10							
Forming & Fabricating (non-auto)		36	5.40	16	7	5	6		2			
		2235	3.56	430	690	50	1045		20			
337214	Office Furniture (except Wood)	1	0.15				1					
		10	0.02				10					
339112	Surgical and Medical Instrument	1	0.15			1						
		75	0.12			75						
Furniture Manufacturing		2	0.30			1	1					
		85	0.14			75	10					
332212	Hand and Edge Tool Manufacturing	3	0.45	1		1	1					
		55	0.09	10		35	10					
332510	Hardware Manufacturing	4	0.60	2	1	1						
		90	0.14	45	10	35						
332710	Machine Shops	1	0.15	1								
		10	0.02	10								
332999	All Other Miscellaneous Fabricated	1	0.15						1			
		175	0.27						175			
333111	Farm Machinery and Equipment	2	0.30	2								
		20	0.04	20								
333210	Sawmill and Woodworking Machinery	1	0.15					1				
		35	0.05					35				
Hardware		12	1.80	6	1	2	1	1	1			
		385	0.61	85	10	70	10	35	175			
333415	Air-Conditioning and Warm Air Heating	1	0.15					1				
		10	0.02					10				
334512	Automatic Environmental Control	1	0.15						1			
		10	0.02						10			

NAICS	Description	CIRC \$\$\$	% %	-0- to -19-	-20- to -49-	-50- to -99-	-100- to -249-	-250- to -499-	-500- to -999-	-1000- to -2499-	-2500- to -4900-	-5000- & MORE
335314	Relay and Industrial Control	1	0.15				1					
		175	0.27				175					
HVAC		3	0.45				1	1	1			
		195	0.31				175	10	10			
332710	Machine Shops	2	0.30	2								
		20	0.04	20								
332912	Fluid Power Valve and Hose Fitting	1	0.15		1							
		35	0.05		35							
332991	Ball and Roller Bearing Manufacturing	1	0.15			1						
		175	0.27			175						
333515	Cutting Tool and Machine Tool	1	0.15	1								
		35	0.05	35								
333612	Speed Changer, Industrial High-Speed	2	0.30		1			1				
		185	0.29		175			10				
333613	Mechanical Power Transmission	3	0.45			2	1					
		220	0.34			210	10					
333618	Other Engine Equipment	2	0.30		1		1					
		185	0.29		175		10					
333995	Fluid Power Cylinder and Actuator	3	0.45				1	1	1			
		80	0.12				35	35	10			
333996	Fluid Power Pump and Motor	2	0.30				2					
		510	0.79				510					
335312	Motor and Generator Manufacturing	2	0.30			1		1				
		45	0.07			10		35				
335314	Relay and Industrial Control	1	0.15				1					
		10	0.02				10					
336312	Gasoline Engine and Engine Parts	1	0.15					1				
		10	0.02					10				
336350	Motor Vehicle Transmission and	1	0.15	1								
		10	0.02	10								
Industrial Motors, Hydraulic &		22	3.30	4	3	4	6	4	1			
		1520	2.37	65	385	395	575	90	10			
332211	Cutlery and Flatware (except Precious)	1	0.15		1							
		35	0.05		35							
332212	Hand and Edge Tool Manufacturing	2	0.30			2						
		185	0.29			185						
332710	Machine Shops	16	2.40	9	1	3	1	2				
		2350	3.66	295	10	195	175	1675				
332721	Precision Turned Product	3	0.45	1		2						
		425	0.66	75		350						
333291	Paper Industry Machinery	1	0.15					1				
		10	0.02					10				
333293	Printing Machinery and Equipment	2	0.30	1	1							
		185	0.29	10	175							
333294	Food Product Machinery	3	0.45	1		1		1				
		30	0.06	10		10		10				
333298	All Other Industrial Machinery	2	0.30	1				1				
		20	0.04	10				10				
333319	Other Commercial and Service	1	0.15		1							
		10	0.02		10							
333512	Machine Tool (Metal Cutting Types)	7	1.05	1	3	2	1					
		650	1.01	35	195	45	375					
333514	Special Die and Tool, Die Set, Jig, and	4	0.60	3	1							
		105	0.18	95	10							

NAICS	Description	CIRC \$\$\$	% %	-0- to -19-	-20- to -49-	-50- to -99-	-100- to -249-	-250- to -499-	-500- to -999-	-1000- to -2499-	-2500- to -4900-	-5000- & MORE
333515	Cutting Tool and Machine Tool	6	0.90	4		1	1					
		225	0.37	40		10	175					
333922	Conveyor and Conveying Equipment	2	0.30				2					
		20	0.04				20					
333923	Overhead Traveling Crane, Hoist, and	2	0.30				2					
		385	0.60				385					
333991	Power-Driven Handtool Manufacturing	2	0.30				1			1		
		385	0.60				10			375		
333992	Welding and Soldering Equipment	1	0.15	1								
		10	0.02	10								
333993	Packaging Machinery Manufacturing	2	0.30		1		1					
		185	0.29		175		10					
333999	All Other Miscellaneous General	8	1.20	4	3				1			
		775	1.20	155	120				500			
334519	Other Measuring and Controlling	1	0.15	1								
		10	0.02	10								
336413	Other Aircraft Parts and Auxiliary	1	0.15				1					
		10	0.02				10					
Machinery Manufacturing		67	10.0	27	12	11	10	5	1	1		
		6010	9.44	745	730	795	1160	1705	500	375		
334519	Other Measuring and Controlling	1	0.15			1						
		35	0.05			35						
339112	Surgical and Medical Instrument	10	1.50	4	1	1	4					
		1540	2.39	1085	10	175	270					
339113	Surgical Appliance and Supplies	4	0.60		1		1	2				
		895	1.39		10		10	875				
339114	Dental Equipment and Supplies	1	0.15	1								
		10	0.02	10								
Medical		16	2.40	5	2	2	5	2				
		2480	3.85	1095	20	210	280	875				
331513	Steel Foundries (except Investment)	1	0.15	1								
		10	0.02	10								
332112	Nonferrous Forging	1	0.15				1					
		10	0.02				10					
332116	Metal Stamping	2	0.30				2					
		1000	1.55				1000					
332322	Sheet Metal Work Manufacturing	1	0.15		1							
		175	0.27		175							
332510	Hardware Manufacturing	2	0.30		1		1					
		250	0.39		75		175					
332710	Machine Shops	209	31.3	110	68	18	12	1				
		18180	28.6	5270	7740	2885	1785	500				
332721	Precision Turned Product	75	11.2	39	19	8	7	2				
		8550	13.3	1355	2360	2375	2210	250				
332722	Bolt, Nut, Screw, Rivet, and Washer	13	1.95	5	3	3	2					
		1510	2.36	140	560	560	250					
333120	Construction Machinery Manufacturing	1	0.15	1								
		75	0.12	75								
333298	All Other Industrial Machinery	4	0.60	1	3							
		40	0.08	10	30							
333511	Industrial Mold Manufacturing	4	0.60	3		1						
		170	0.28	160		10						
333512	Machine Tool (Metal Cutting Types)	4	0.60		4							
		105	0.18		105							

NAICS	Description	CIRC \$\$\$	% %	-0- to -19-	-20- to -49-	-50- to -99-	-100- to -249-	-250- to -499-	-500- to -999-	-1000- to -2499-	-2500- to -4900-	-5000- & MORE
333513	Machine Tool (Metal Forming Types)	1	0.15	1								
		10	0.02	10								
333514	Special Die and Tool, Die Set, Jig, and	20	3.00	9	6	2	3					
		2180	3.44	155	290	350	1385					
333515	Cutting Tool and Machine Tool	5	0.75	1	2	1	1					
		440	0.69	10	410	10	10					
333618	Other Engine Equipment	1	0.15									1
		35	0.05									35
333922	Conveyor and Conveying Equipment	1	0.15		1							
		10	0.02		10							
333999	All Other Miscellaneous General	2	0.30	2								
		85	0.14	85								
334417	Electronic Connector Manufacturing	2	0.30	1			1					
		85	0.14	75			10					
334517	Irradiation Apparatus Manufacturing	1	0.15	1								
		10	0.02	10								
336399	All Other Motor Vehicle Parts	3	0.45		1		1	1				
		55	0.09		10		10	35				
336410	Aerospace Product and Parts	2	0.30		2							
		450	0.70		450							
336413	Other Aircraft Parts and Auxiliary	1	0.15		1							
		375	0.58		375							
339942	Lead Pencil and Art Good	1	0.15	1								
		10	0.02	10								
339993	Fastener, Button, Needle, and Pin	5	0.75	1	1	2			1			
		795	1.22	35	35	350			375			
Metalcutting Job Shops/Screw		362	54.3	177	113	35	32	4	1			
		34615	54.3	7410	12625	6540	6880	785	375			
332710	Machine Shops	1	0.15			1						
		175	0.27			175						
332992	Small Arms Ammunition	1	0.15						1			
		175	0.27						175			
332994	Small Arms Manufacturing	1	0.15	1								
		10	0.02	10								
334511	Search, Detection, Navigation,	1	0.15									1
		175	0.27									175
339112	Surgical and Medical Instrument	1	0.15		1							
		175	0.27		175							
Military		5	0.75	1	1	1			1			1
		710	1.10	10	175	175			175			175
332710	Machine Shops	1	0.15	1								
		375	0.58	375								
333111	Farm Machinery and Equipment	2	0.30		1		1					
		185	0.29		10		175					
333120	Construction Machinery Manufacturing	1	0.15				1					
		10	0.02				10					
333921	Elevator and Moving Stairway	1	0.15	1								
		10	0.02	10								
334513	Instruments and Related Products	1	0.15					1				
		500	0.77					500				
Oil & Gas, Mining, Off-Road		6	0.90	2	1		2	1				
		1080	1.68	385	10		185	500				

NAICS	Description	CIRC \$\$\$	% %	-0- to -19-	-20- to -49-	-50- to -99-	-100- to -249-	-250- to -499-	-500- to -999-	-1000- to -2499-	-2500- to -4900-	-5000- & MORE
332722	Bolt, Nut, Screw, Rivet, and Washer	1	0.15				1					
		10	0.02				10					
332813	Electroplating, Plating, Polishing, Anod	2	0.30	1			1					
		150	0.24	75			75					
332991	Ball and Roller Bearing Manufacturing	4	0.60	1				2	1			
		430	0.67	10				385	35			
336350	Motor Vehicle Transmission and	1	0.15				1					
		10	0.02				10					
339993	Fastener, Button, Needle, and Pin	1	0.15		1							
		75	0.12		75							
Other Manufacturing		9	1.35	2	1		3	2	1			
		675	1.07	85	75		95	385	35			
333618	Other Engine Equipment	1	0.15	1								
		10	0.02	10								
334417	Electronic Connector Manufacturing	2	0.30			1		1				
		110	0.17			75		35				
335311	Power, Distribution, and Specialty	1	0.15			1						
		10	0.02			10						
335312	Motor and Generator Manufacturing	1	0.15				1					
		175	0.27				175					
335931	Current-Carrying Wiring Device	4	0.60				3	1				
		115	0.17				80	35				
336312	Gasoline Engine and Engine Parts	1	0.15						1			
		175	0.27						175			
336322	Other Motor Vehicle Electrical and	1	0.15	1								
		10	0.02	10								
Power Generation		11	1.65	2		2	4	2	1			
		605	0.94	20		85	255	70	175			
331111	Iron and Steel Mills	1	0.15		1							
		10	0.02		10							
Primary Metals		1	0.15		1							
		10	0.02		10							
332321	Metal Window and Door Manufacturing	1	0.15				1					
		35	0.05				35					
332710	Machine Shops	1	0.15			1						
		375	0.58			375						
332911	Industrial Valve Manufacturing	3	0.45		1		1		1			
		910	1.40		375		500		35			
332912	Fluid Power Valve and Hose Fitting	1	0.15						1			
		75	0.12						75			
332913	Plumbing Fixture Fitting and Trim	1	0.15							1		
		500	0.77							500		
332919	Other Metal Valve and Pipe Fitting	3	0.45	1		1	1					
		95	0.16	10		75	10					
333111	Farm Machinery and Equipment	1	0.15	1								
		10	0.02	10								
333613	Mechanical Power Transmission	1	0.15					1				
		750	1.16					750				
333911	Pump and Pumping Equipment	3	0.45	1		1			1			
		610	0.94	35		75			500			
333913	Measuring and Dispensing Pump	1	0.15				1					
		10	0.02				10					

NAICS	Description	CIRC \$\$\$	% %	-0- to -19-	-20- to -49-	-50- to -99-	-100- to -249-	-250- to -499-	-500- to -999-	-1000- to -2499-	-2500- to -4900-	-5000- & MORE
334511	Search, Detection, Navigation,	1	0.15						1			
		375	0.58						375			
334513	Instruments and Related Products	1	0.15	1								
		75	0.12	75								
335314	Relay and Industrial Control	1	0.15				1					
		175	0.27				175					
336212	Truck Trailer Manufacturing	1	0.15							1		
		375	0.58							375		
336311	Carburetor, Piston, Piston Ring, and	1	0.15						1			
		10	0.02						10			
Pumps, Valves & Plumbing Products		21	3.15	4	1	3	5	3	3	2		
		4380	6.79	130	375	525	730	1135	610	875		
336611	Ship Building and Repairing	1	0.15	1								
		35	0.05	35								
Ship Building		1	0.15	1								
		35	0.05	35								

OVERALL TOTALS

	CIRC	%	-0-	-20-	-50-	-100-	-250-	-500-	-1000-	-2500-	-5000-
	\$\$\$	%	to	to	to	to	to	to	to	to	&
			-19-	-49-	-99-	-249-	-499-	-999-	-2499-	-4900-	MORE
Overall	667	100.00	270	156	76	98	37	17	7	4	2
	64535	100.00	12050	17255	9740	13945	6495	2980	1820	230	20

**Overall Production Machinery Equipment
- Geographical Summary -**

State	Plants	Percent	Budget	Percent
Connecticut	23	3.45	2,680	4.20
Maine	2	0.30	20	0.04
Massachusetts	18	2.70	1,195	1.86
New Hampshire	7	1.05	500	0.80
Rhode Island	2	0.30	185	0.29
Vermont	3	0.45	55	0.09
New England	55	8.25 %	4,635	7.28 %
New Jersey	13	1.95	570	0.91
New York	33	4.95	2,585	4.08
Pennsylvania	44	6.60	3,590	5.64
Mid-Atlantic	90	13.49 %	6,745	10.63 %
Illinois	52	7.80	6,190	9.64
Indiana	21	3.15	1,920	3.00
Michigan	48	7.20	4,400	6.91
Ohio	67	10.04	6,025	9.46
Wisconsin	44	6.60	6,745	10.49
E. N. Central	232	34.78 %	25,280	39.50 %
Iowa	12	1.80	1,085	1.69
Kansas	6	0.90	190	0.32
Minnesota	34	5.10	5,505	8.59
Missouri	14	2.10	650	1.04
Nebraska	3	0.45	195	0.31
North Dakota	1	0.15	10	0.02
South Dakota	2	0.30	185	0.29
W. N. Central	72	10.79 %	7,820	12.26 %
Delaware	2	0.30	20	0.04
Florida	17	2.55	3,000	4.66
Georgia	4	0.60	395	0.61
Maryland	3	0.45	420	0.65
North Carolina	10	1.50	640	1.01
South Carolina	10	1.50	1,400	2.17
Virginia	10	1.50	330	0.55
S. Atlantic	56	8.40 %	6,205	9.69 %
Alabama	2	0.30	550	0.85
Kentucky	2	0.30	20	0.04
Mississippi	1	0.15	10	0.02
Tennessee	13	1.95	1,535	2.40
E. S. Central	18	2.70 %	2,115	3.31 %
Arkansas	10	1.50	255	0.43
Louisiana	7	1.05	1,080	1.68
Oklahoma	6	0.90	85	0.15
Texas	25	3.75	2,510	3.94
W. S. Central	48	7.20 %	3,930	6.20 %
Arizona	4	0.60	270	0.43
Colorado	9	1.35	280	0.46
Idaho	3	0.45	195	0.31
Montana	1	0.15	10	0.02
New Mexico	2	0.30	45	0.07
Utah	2	0.30	150	0.24
Mountain	21	3.15 %	950	1.53 %
California	65	9.75	6,310	9.91
Oregon	8	1.20	525	0.82
Washington	2	0.30	20	0.04
Pacific	75	11.24 %	6,855	10.77 %

Total Plants

667

Total Dollars

64,535